

Prices EURO


Retail prices in Euro
not including value-added tax
from 06 | 2022

Zoom


by Mobimex

Farbenvielfalt | Variety of colours


Basisfarben | Basic colours




Akzentfarben | Accent colours



Akzentfarben | Accent colours




Pulverfarben | Powder colors




Materialien | Materials

Naturstein (Standardsortiment) | Natural stone (Standard range)



Smeralda Spluga



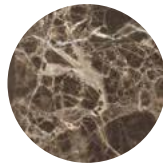
Basaltina



Marmor Carrara



Nero Marquina



Emperador Dark

FENIX NTM




FENIX NTM
Weiss Bianco Malé
0029



FENIX NTM
Beige Luxor
0719




FENIX NTM
Castoro Ottawa
0717



FENIX NTM
Grigio Antrim
0752



FENIX NTM
Cacao Orinoco
0749



FENIX NTM
Nero Ingo
0720

Leder (WEDA) | Leather (WEDA)

ASCOT

Offwhite 2110
Pearl 2180
Aubergine 2480
Blue 2580
Granite 2760
Mole 2780
Hazelnut 2845
Brandy 2850
Brasil 2855
Redbrown 2860
Mocca 2880
Black 2900

LINEA

Marrone 608
Mogano 610
Testa Moro 611
Nero 622
Grigio 623
Burgundy 625
Grey 626
Stone 629
Latte 635
Asfalto 660

Andere Farben aus den Kollektionen Ascot und Linea auf Anfrage.
Other colors from the collections Ascot and Linea on request.

Stoff (WEDA) | Fabric (WEDA)

REVIVE 1 (Kvadrat), alle Farben | all colors
HERO (Kvadrat), alle Farben | all colors

Andere Stoffe auf Anfrage.
Other fabrics on request.

**Alle abgebildeten
Farben/Strukturen nicht bindend**
All printed colours/structures
cannot be regarded as binding

Farbauswahl zeitlich vorbehalten
Color selection: subject to change without notice

	003 – 017	General information
	019 – 035	Zoom
	037 – 047	NEXT
	049 – 071	TIX
	073 – 083	X2
	085 – 088	BRACE
	089 - 092	GEORGE
	093 – 106	HUE
	107 – 112	LIN
	113 – 118	LYNX
	119 – 121	WEDA

Selection of wood	04 - 06
Surface finishes	07 - 09
Origin solid wood	10
Natural stone, Leather, Metal	10 - 11
Overview of edge profiles	11
Manufacture of non-standard sizes	12 - 13
Planning support	14 - 15
Conditions of business	16 - 17

Solid wood

General information

Selection of wood

The table tops are available in two different assortments: Selection and Naturart.

Selection

Here one finds only the most beautiful woods and craftsmanship of the highest quality. However each tree is unique and formed by Nature. Therefore the colours and structure of each piece of furniture will vary. A solid wood piece of furniture shows the character and the history of a 50-200 year old mature tree. Small knots, accretions and fine crack markings caused by the wind, are natural traits and are inherent to genuine solid wood. Solid wood lives and reacts differently to changing environments (for eg, a hot period, a humid summer, different climate zones). A slight unevenness in the surface, as well as the solid wood top are normal. The optimal room humidity for solid wood furniture should be a constant 55% (approx) throughout the year.

BV 28 | Tops - thickness 28 mm

One tree, one table. For each BV 28 solid wood top, the craftsman chooses the best tree and with the resulting different wood widths constructs a table that keeps the unique natural growth characteristics.

BV 40 | Tops - thickness 40 mm

One tree, one table. Crafted as the BV 28 table top, the strength of the finished table top is however 40 mm. This thicker top shows its natural, lasting robustness.

!

Electrical equipment, which generates heat, such as computers, lamp transformers, etc., must not be placed directly on solid wood furniture. The heat excessively dries out the wood at the contact area which can cause cracking. An Alucobond underlay is recommended. The under side of the table differs from the top surface, since individual boards are positioned so that any knots or less desirable grain effects are concealed. Knots and cracks can be drilled out and replaced by a glued-in wood plug.

Naturart

This is the show piece for the artistic conversion of the beauty of a wild-growing tree into an impressive table top. Through the formation of the knots, growth rings, wind cracks and ageing, Mother Nature produces an individual work of art. Naturart is not a standardised product, therefore the delivery time is determined by finding just the right tree for the perfect furniture piece. Through high quality craftsmanship, the mature tree can be crafted into a particular design, with the result that the piece of furniture is, so to speak, a surprise in its individuality. Not every wood type is possible in Naturart. **An ordered piece of furniture in Naturart can NOT be cancelled or returned.** The workmanship is of course ZOOM quality.

Cracks and Knots:

when not otherwise specified, these are black filled and sealed.

Surface:

when not otherwise specified, it is natural oiled.

Alternative finishes are possible.

Naturart 40 mm

One tree - one table. The table top strength is approx. 40 mm. Individual boards are mostly wider than those of BV40.

Colour and Structure

Every tree is an individual product of nature. Consequently colour and structure may vary from one piece of furniture to the next. Basically, surfaces receive a clear natural finish, though slight colour corrections may be made by bleaching or staining. Natural light causes wood to change its colour. Tables with wood inserts or extensions may, over time, show differences in colour.

Wood grain

Tables without extensions (top as one piece) normally have the wood grain running lengthwise. Depending on the table length and wood type, the table may be longitudinally jointed. Pull out extensions of the tables run crosswise. With add on extension tops, by models TIX and MAISA, the wood grain always runs crosswise to the head table.

Types of wood

Maple

Maple is a light-coloured wood that is additionally bleached by Zoom by Mobimex and treated with a special light stabiliser lacquer coating.

Pear

The Pear tree is short therefore table tops over 180 cm long are normally longitudinally jointed. The Pear wood is steamed. Since individual trees can exhibit marked differences in colour, the wood is sometimes lightly stained, though every effort is made to retain its natural shade. We recommend a natural lacquer for the surface.

Beech

Zoom by Mobimex uses specially selected, light-coloured beechwood that has not been steam-treated. After a time, the effect of natural light gives the originally light coloured wood a warm reddish shade. Beech is not recommended for dark finishes, for eg: stained black or black lacquered finish.

Steamed beech

Steaming gives beechwood a strong reddish-brown colour. Price as for Maple.

Beech naturart (red heartwood beech)

Beech Naturart gains its vigour from the play of colours between the lighter sapwood and the reddish-brown heartwood. Accretions and knots give the table top additional expressive power.

Oak

Oak has a century-old tradition in furniture making, it is extremely hard and durable. The colour scale ranges from yellowish-brown to mid-brown.

Oak naturart

Striking accretions, discolourations and cracking, gives Oak Naturart an individual, primeval expressive force. Cracks are normally black filled and sealed.

Smoked oak

The Oak wood is put through a special process and artificially darkened. The colour can not be influenced, therefore colour differences within the top are possible. Models in Naturart are NOT possible. Price same as for Walnut.

Solid wood

Types of wood

Heartwood ash

At Zoom by Mobimex, Hardwood Ash is bleached and treated with a special light stabiliser as standard. This minimises the distinct transition between the brown heart and the "white" sapwood which is a customary feature of Hardwood Ash. (If bleaching is not required please inform us with your order.) Ideal for open-pore coloured lacquers.

Ash

If a table top without brown heartwood is requested, please note on the order form, ash without brown heartwood." Price same as for Maple.

Chestnut

Chestnut is a yellowish-brown to dark brown wood with a structure very similar to Oak. Price same as for Cherry.

Cherry

European Cherry is reddish-yellow wood, fine fibred, delicate and shiny. The colour and texture become even more attractive as the wood ages.

American cherry

Small knots, accretions and fine crack markings caused by the wind are natural traits and are inherent to genuine solid wood. Its price is the same as for Black Walnut with sapwood.

Walnut

Zoom by Mobimex processes European (French) Walnut, which has a recognizable bold structure and colour. Lengths over 240 cm (without longitudinal jointing) must be requested.

Walnut naturart

Walnut trees, that represent a wild „Naturart“ piece, are genuine rarities. Lengths over 280 cm must be requested.

Black Walnut
American Walnut

Black Walnut is an American Walnut grown in Europe. Its colour is chocolate to purplish-brown. The light sapwood is a distinctive feature of both woods. It stands out from the darker heartwood. If the light sapwood is not wanted, it must be clearly stated on the order. **Black Walnut without sapwood is priced the same as European Walnut.** In comparison to the European Walnut, the Black Walnut is considerably darker, more homogeneous and less busy.

Sycamore

Zoom Mobimex has newly rediscovered the Sycamore tree as a solid wood furniture type. The wood is steamed, which brings out its warm, reddish colour. Alternating patterns of lighter and darker shades plus an appeasing, strongly linear grain make this wood unique and unmistakable.

Sycamore naturart

Striking wood grain, with knots and accretions throughout.

Elm

The Elm Heartwood has a brown to slightly reddish colour and may have „green veins“ running through it. The growth rings are a prominent visual feature. The sapwood is considerably paler, and it is this contrast that gives the wood its strong textured effect.

Elm naturart

Elm Naturart has bold growth patterns, strong colour differences, slight discolourations and often large knots and cracks.

Other woods

Birch, Larch, Elsberry, Alder, Yew and other European types of wood can be offered on request.

Surface finishes

Surface finish The wood is protected by a surface finish. The decision on the advantages and disadvantages of a particular surface treatment is per individual piece and per the customer's wishes. There are practical considerations, such as the amount of effort and time needed for its care, but also more subjective factors such as a pleasant feel, the visual effect and its patina. It is important to consider these aspects before a decision is made.

Natural lacquered surface

Normal treatment with a two-component lacquer produces a natural finish, though small colour corrections may be possible through staining or bleaching. This type of lacquer is relatively robust and provides a protective film from moisture (eg spilt drinks, grease, etc) and chemicals. Light causes wood to change its colour; it is important from first use, not to leave any objects (eg vases, blotters, etc) permanently in place on wood surfaces.

Care Lacquered surfaces do not require special care. The table can be wiped with a damp cloth and soap and water. Greasy marks can easily be removed using soapsuds. Furniture polish, etc, should not be used.

Advantages

- top quality protection from soiling
- very fine, smooth surface
- very easy care
- the lacquer is UV stabile, slowing the natural darkening of the wood
- intensifies the colour and the structure of the wood

Stain colour as per sample If desired, lacquered woods can be stained or lacquered according to a colour sample provided by the customer (not possible with oiled or soaped surfaces). It should be noted that even with careful treatment, slight variations in shade are unavoidable.

Surfaces lacquered, undressed wood effect

This surface enables the wood to keep its natural shade of colour but nevertheless guarantees full protection as with the natural lacquered version.

Care This surface does not require special care. The table can be wiped with a damp cloth and soap and water. Greasy marks can easily be removed using strong soapsuds. Furniture polish etc. should not be used.

Advantages

- the wood retains its natural colour
- top quality protection from soiling
- very natural surface
- very easy care
- the lacquer is UV-stable, slowing the natural darkening of the wood

Oiled surface

Wood keeps its natural look with an oiled surface which preserves its specific character - asking to be touched or just simply admired. The oiled surface requires more care than the lacquered surface; it marks more easily, however the marks can be removed by light sanding and re-oiling.

Care With daily use, it is enough that the table top is wiped with a damp cloth. Spots from tea, coffee, wine, water, chocolate, etc, must be immediately wiped off with a damp cloth. Stubborn spots and scratches should be handled as per the below cleaning treatment instructions. The treated area will be brighter for a short time. To avoid such bright areas, the whole top must be treated as per the below instructions.

Surfaces finishes

Cleaning instructions & treatment

To remove spots and scratches and to protect and renew the surface over the long term (approx. 1-2 times in the year):

Cleaning/sanding

1. Clean the table top with a damp cloth and leave it to dry
2. Using the abrasive sponge, sand the table top gently, as evenly as possible and always along the grain of the wood
3. Dust the surface after sanding

Oiling (it is advisable to wear the gloves provided)

4. Apply the oil to the top using the cotton cloths provided. In doing so
 - Never pour the oil onto the top
 - Oil the surfaces and edges evenly and quickly. Apply pressure when doing so. Then rub the oil in the direction of the grain
 - Leave to dry for 10 minutes
5. Rub dry using a second cotton cloth
6. Wait 12 hours before using the table again

Advantages

- natural, environmentally friendly surface
- very pleasant touch, one feels the wood, a silky smooth surface
- soiling and light damages of the wood can be looked after by the customer
- intensifies the colour and the structure of the wood

Soaped surface

The soaped surface shows the natural colour of the wood. The soap and the care with water additionally lightens the wood. Through the treatment of the surface, the wood is better prepared to withstand water and humidity. The pores of the wood are filled with soap, which also hinders soiling. Of course, the wood treatment must be re-newed from time to time.

Care

It is enough that the table top is wiped with a damp cloth and once in a while also using a lightly soaped cloth. Spots from tea, coffee, wine, water, chocolate etc, must be immediately wiped off with a damp cloth. Stubborn spots and scratches must be cleaned with a scotch sponge and liquid soap. Rub the soaped sponge in the direction of the wood grain. Clean the total table surface evenly, but lightly, and adding water as needed. The treated area will be brighter for a short time. To avoid such bright areas, the whole top must be treated as per the below instructions.

Cleaning instructions & treatment

Place the white soapflakes with lukewarm water in a suitable vessel (plastic or glass)) that can be sealed. Stir until a creamy paste is obtained. See Care Set instructions. Any remaining paste can be kept for further use later.

Using the soap mixture, wipe the furniture with a sponge or enclosed soft cloth, which dries in approx. 15 min. Leave the surface to dry well.

The treatment should be done every 3 hours, being repeated once or twice whereby the Marseille Soap is absorbed into the pores of the wood. The furniture is therefore better to resist grease and spots of all types.

When first delivered the table surface is more sensitive to spots and requires more care. A soaped surface feels very pleasant and keeps the naturalness of the solid wood.

Advantages

- the wood holds its natural surface and colour
- very fine smooth surface
- soiling and light damages of the wood can be looked after by the customer.

Natural Surface

Basically by all wood types possible. Care as per soaped surface.

Care Set (net price incl. postage)

1 bottle wood oil à 2,5 dl	EUR 31
Care set for oiled surfaces	EUR 46
1 bag of soapflakes	EUR 31
Care set for soaped surfaces	EUR 46

Recommended surfaces for the various types of wood

(Zoom by Mobimex recommendation)

Version **SELECTION**

Type of wood	natural oiled	light oiled *	natural lacquered	Undressed wood-effect lacquer	stained * and lacquered	natural soaped
Beech	•		•			
Black Walnut with sapwood	•		•			
Black Walnut without sapwood	•		•			
Cherry	•		•			
Elm	•		•			•
Heartwood ash			•	•	•	•
Heartwood beech	•		•			
Light ash			•	•	•	•
Maple			•	•	•	•
Oak	•	•	•	•	•	
Pear			•			
Smoked oak	•		•			
Sycamore	•		•			
Walnut	•		•			
Wengé	•		•			

Version **NATURART**

Type of wood	natural oiled	light oiled *	natural lacquered	Undressed wood-effect lacquer	stained * and lacquered	natural soaped
Elm	•					•
Heartwood beech	•					
Oak	•	•				
Sycamore	•					•
Walnut	•					

* Extra charge „light oiled“ or „stained and lacquered“, per table or furniture:

EUR 280

Place of origin

Zoom's very experienced timber purchaser is gathering the logs individually on the lumberyard. The selected logs are originally coming from sustainable leaded forestry management companies all over Europe. Well grown, slowly and careful dried, these valuable logs are the basic of the outstanding crafted Zoom furniture.

Type of wood botanical term	Origin
Ash <i>Fraxinus excelsior</i>	Austria, Croatia, France, Germany, Serbia, Switzerland
Beech <i>Fagus sylvatica</i>	Croatia, Germany, Serbia, Switzerland
Black walnut <i>Juglans nigra</i>	Croatia, France, Germany, Hungary, USA
Cherry <i>Prunus avium</i>	Croatia, France, Germany, Rumania
Elm <i>Ulmus minor</i>	Austria, Germany, Netherland, Skovakia, Switzerland
European walnut <i>Juglans regia</i>	Croatia, France, Hungary, Serbia, Slovakia, Slovenia
Maple <i>Acer pseudoplatanus</i>	France, Germany, Slovakia, Slovenia, Switzerland
Oak <i>Quercus robur</i>	Croatia, France, Germany, Hungary, Poland, Serbia, Switzerland
Pear <i>Pyrus communis</i>	Austria, Belgium, Slovenia, Switzerland
Sycamore <i>Platanus x acerifolia</i>	Croatia, France

Natural stone

	Natural stone
General information	Natural stone creates an accent in the selection and harmonises extremely well with the solid woods and with a large number of paint finishes from the standard programme.
Surface	As an option, surfaces can be satinised or polished (Basaltina: only satinised). The satinised surface is diamond-brushed and has a matt appearance; the polished surface has a high-gloss finish.
Care	Surfaces are impregnated. To clean them and for subsequent care and protection, we recommend periodic re-impregnation. For this purpose we recommend the product „Triple effect“, manufactured by Akemi GmbH (www.akemi.de).
Smeralda Spluga	„Smeralda Spluga“ is a gneiss through which strongly expressive veins run. The basic colour is greenish. Inclusions of white quartz give the stone his brilliance. Smeralda Spluga is quarried in the province of Sondrio to the south of the Splugen valley (border between Switzerland and Italy), in one of the highest-altitude stone quarries in Europe.
Basaltina	Open-pore Therpit/vulcanite stone from Italy
Marmor Carrara	Marble from Italy
Nero Marquina	Limestone from Spain
Emperador Dark	Limestone from Spain

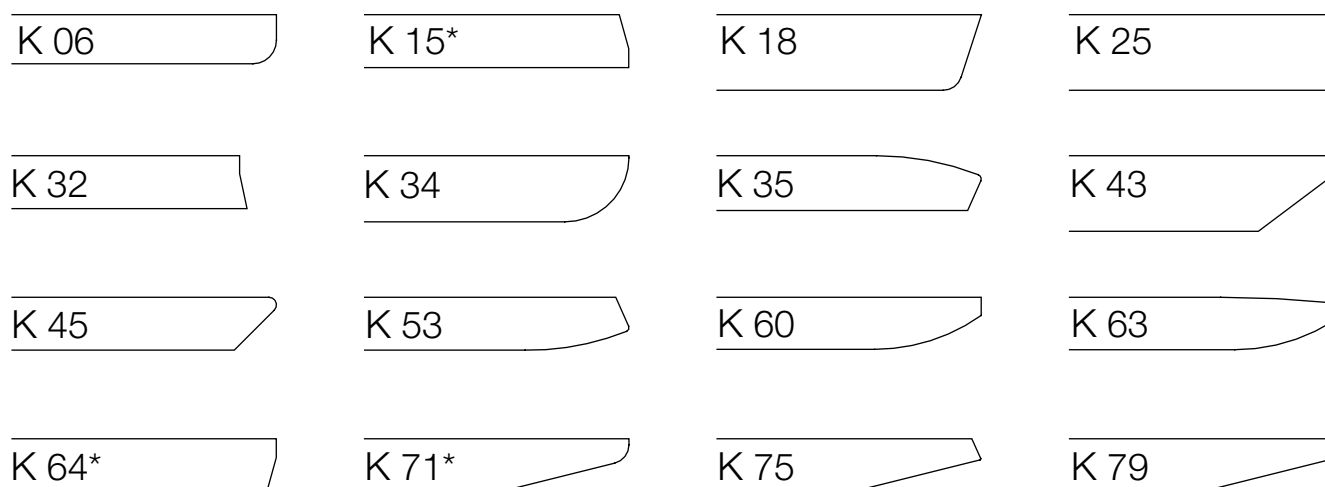
Metal

Aluminium	Aluminium Solid material brushed and natural, black* or bronze* anodised.
Steel aluminium coloured	Steel aluminium coloured This material is particularly suitable for tables larger than 260 cm where the aluminium support may not provide enough stability (lateral vibration).
Untreated, oiled steel	Untreated, oiled steel The large-area support plates and fronts have a grey-black iron surface with its cloudy colour effects and possibly some light scoring and scratch markings that further add to its character. After some years of use or if slight rusting has occurred, the supports can be cleaned and lightly re-oiled by the customer.

* black and bronze anaodised subject to extra charge

Eges

The overall appearance of a piece of furniture is considerably influenced by the profiled edge. Therefore, Zoom offers a large assortment with very fine, lightly contoured, strongly drawn or rounded shapes.



* only possible with panels
28 mm thick

Manufacture of non-standard sizes

Custom made

All the zoom furnitures are always custom made. They are individually manufactured and are in every requested side possible, from the small console to the 50 person conference table. Small differences can be calculated by referring to the surface difference areas. For a special project, please consult us. Mobimex will gladly provide the necessary planning support for such endeavors.

Calculating non-standard sizes

1. Calculate the total woods surface of the requested table (incl. wood inserts). Boat-shaped, elliptical and round tables are calculated as rectangular tables or squares.
2. Calculate the surface difference of the **next largest standard table** in the same shape and wood choice (the length of the table is the determining factor)
3. Calculate this up to a max. 1 m², multiply this surface difference with the m² surface difference price of the wood in question and add or subtract the amount from the chosen larger standard table.
4. Don't forget to include the extra charge(s) for a non-standard base type(s) or surface.

Example of calculation

TIX table (rectangular)

Dimension: 235 x 90 cm

Jointed solid wood, thickness of the table top: 40 mm | BV 40

Type of wood: European walnut, natural lacquered

Base: Aluminium brushed, natural anodised

Custom made	L 235 x T 90 x H 75 cm =	2.12 m ²	
TIXWA240	L 240 x T 100 x H 75 cm =	2.40 m ²	€ 9'755
Surface difference		= -0.28 m ²	
Price Walnut/m ²	€ 2'000,-		
	€ 2'000,- x 0.28 m ²		€ - 560
<hr/>			
Final retail price (excl. VAT)			€ 9'195
Note: with a difference of over 1 m ² (plus/minus), please request a price			

Article	L x W x H in cm	Table area m ²	Beech Heartwood ash	Sycamore Elm Maple Ash	Cherry Oak	Pear (over 180 cm longitudinally jointed) Black Walnut with sapwood	Walnut (over 240 cm longitudinally jointed) Black Walnut without sapwood Smoked oak
TIXWA180	180 x 90 x 75	1.62	4315	4750	5220	5770	6725
TIXWA190	190 x 90 x 75	1.71	4490	4940	5440	6065	7100
TIXWA200	200 x 90 x 75	1.80	4650	5130	5670	6355	7460
TIXWA210	210 x 90 x 75	1.89	4830	5320	5900	6645	7820
TIXWA220	220 x 90 x 75	1.98	5000	5535	6130	6940	8190
TIXWA230	230 x 90 x 75	2.07	5175	5740	6365	7245	8575
TIXWA240	240 x 100 x 75	2.40	5740	6405	7130	8205	9755
TIXWA250	250 x 100 x 75	2.50	5930	6635	7400	8545	10195
TIXWA260	260 x 100 x 75	2.60	6135	6860	7685	8900	10645
Surface difference per m ² for non-standard sizes			1140	1285	1535	1645	2000

Non-standard sizes	Non-standard heights are available, e.g. for club tables, higher chairs or especially high desks. The base frames re designed as standard for carpeting. If the floor is different, e.g. stone or parquet, please state this when ordering.
Table shapes and sizes	Since Zoom solid wood furniture is hand made to order, you have a free choice of shape and size, regardless of whether the table is to be 1 m or 10 m long. Zoom specialises in locating extra-long tree trunks so that tables can be made as long as necessary with the wood grain running along the table. However, possible transport problems must be taken into account. Depending on the type of wood and the situation where the table is to be installed, very large tables may have to be made in two or more sections.
Approval photo	<p>At Mobimex, each table is created from a single tree trunk. The wood widths cut from it are skilfully placed together to form a table top. The craftsmanship needed for this is as complex as it is creative, and it has a significant impact on the character and the look of the table. You, as a Mobimex customer, have the opportunity to be involved in this creative process and play a part in shaping the product. To enable you to do this, we will send you a photo of the table top assembled from the loose wood widths, if required.</p> <p>For assessment and modification, we provide you with the first photo proposal free of charge and the second photo option resulting from this process is also free. If a final decision is not made from the existing trunk/selection of wood widths a new trunk must be chosen and prepared. For this extra, very time-consuming step, we invoice an extra charge of EUR 180 net (purchase price), not including VAT. For a subsequent change of the type of wood, a flat-rate fee of EUR 300 net (purchase price), not including VAT, is always charged.</p>

Planning support

You run the entire project, Zoom by Mobimex carries out the planning work on your behalf in the background.

When you commission us with the planning of your project, we investigate the issues critical for the project's success, such as the room layout, the use of space and usage-compatible furniture. Hand in hand with the specialist planner, architect, interior designer or the commissioning party, Zoom by Mobimex offers appropriate planning support for distinguished spaces. High-quality, expert solutions with an immaculate sense of style, plus reliable, commensurate consultation services are our strengths. You thus give yourself more freedom and also benefit from our planning know-how. In this way, we develop tailor-made solutions which create unique spatial experiences.

Services: concept proposals | hand-drawn sketches | detailed furniture proposal | 2D CAD planning | 3D photo-realistic rendering | multimedia planning | prototype construction | custom-made products | samples | logistics coordination

The Zoom by Mobimex planning packages:

START On the basis of the planning data provided by the customer, we analyse the requirements, evaluate the ideal product and draw up an individual quotation free of charge, without drawings or basic presentations on the project.

BASIC On the basis of the planning data provided by the customer, we analyse the requirements, evaluate the ideal product and draw up an individual quotation. We also provide you with 2D CAD planning.

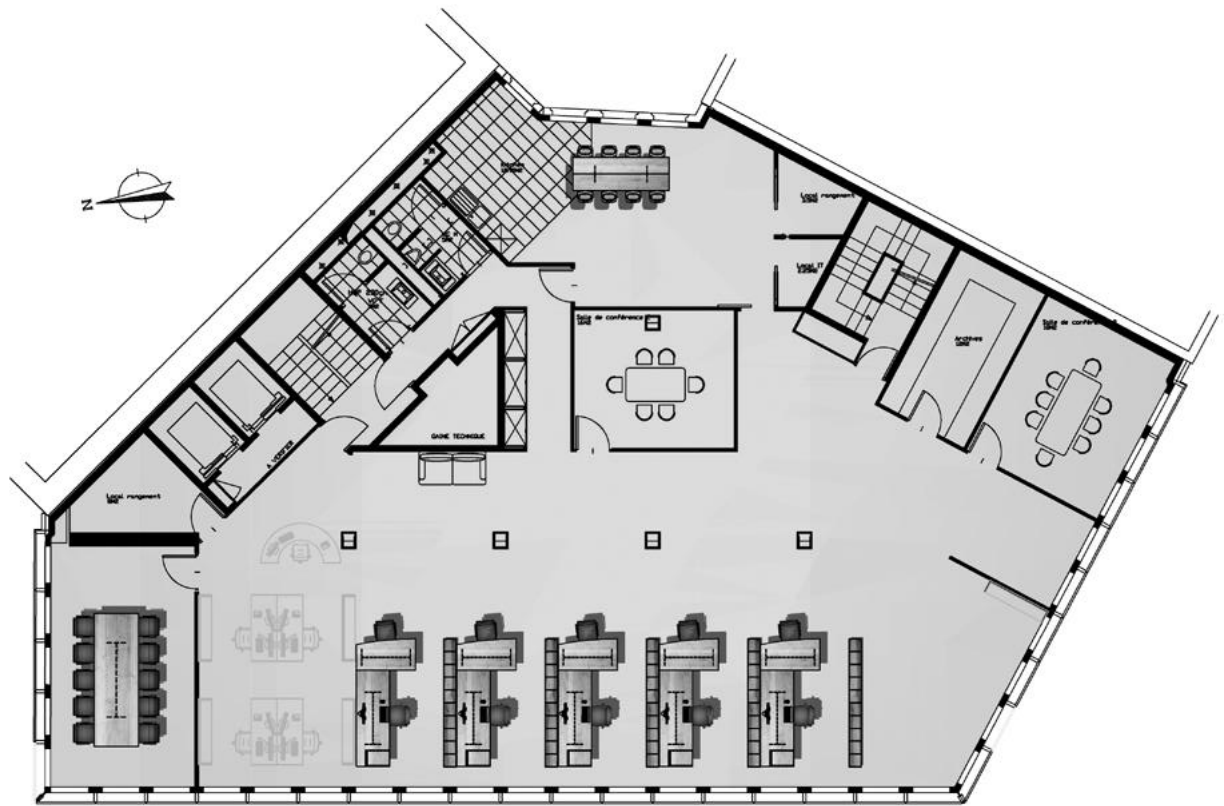
Single office:	EUR 230
Distinguished open-plan office space:	EUR 980
Conference/meeting/VC room:	EUR 400
Reception, communal space:	EUR 330

TOP On the basis of the planning data provided by the customer, we analyse the requirements, evaluate the ideal product and draw up an individual quotation. We also provide you with 2D CAD project planning. Furthermore, we also create an illustration of a room of your choice as a hand-drawn sketch or a photo-realistic rendering.

Single office:	EUR 850
Distinguished open-plan office space:	EUR 1'710
Conference/meeting/VC room:	EUR 1'020
Reception, communal space:	EUR 950

If an order is placed for the entire project offered in the Zoom by Mobimex quotation these planning costs will be credited in full. If part of the order is placed the costs will be offset pro rata by Zoom by Mobimex.

All information, graphics, designs, plans, layouts and images created and presented by Zoom by Mobimex are protected by copyright and must not be reproduced, presented or processed without written permission from Zoom by Mobimex, CH-5703 Seon.



Mobimex AG Conditions of business

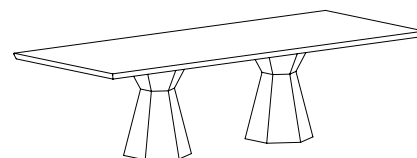
Offers Contracts	<p>Offers are made without commitment. Contracts are to be considered as concluded only when there is a written order confirmation. All amendments and additions must be made in writing. Statements made by agents are not valid unless confirmed in writing. Descriptions in brochures and price lists are non-binding. We reserve the right to make minor technical, constructive and formal changes. The wood and colour samples may have minor differences in structure and shadings which are unavoidable. Mobimex is unable to accept other business terms unless we have done so expressly in writing. Mobimex products are custom made, and the ordering party is obliged to accept them. Orders cannot be subsequently cancelled. Detailed changes to an order are possible in certain circumstances up to approximately 5 weeks before the confirmed date of delivery. Additional costs will be charged as incurred.</p>
Delivery	<p>The dates stated in the order confirmation relate, in all cases, to the time of arrival of the delivery at the stated customer address. Deliveries can only be undertaken if the purchaser has fulfilled all obligations, including those arising from previous contracts. Punctual dispatch is only possible if all the information needed for production has been supplied in good time. Late receipt of colour samples, sizes, etc, will lead to postponement of the stated delivery date. If delivery charges are included in the price, delivery is to the reception ramp of the purchaser's business premises. Deliveries to private addresses can be agreed upon in special circumstances subject to the customer bearing the additional cost(s). All deliveries exclude moving and assembly. If the date stated in the order confirmation is exceeded, the purchaser must notify Mobimex in writing of failure to deliver, and at the same time, grant a reasonable period of grace. Force majeure, interruptions to normal business activity, industrial disputes or other such delays beyond the control of Mobimex which affect Mobimex or suppliers of Mobimex, shall absolve Mobimex from delivery obligations for the duration of the interruption or its after-effects.</p> <p>After a period of 2 months has elapsed, either party of the contract shall be entitled to withdraw from the contract without incurring liability for damages. However, this shall only be the case if the customer has sent a prior, written reminder concerning the delivery and the delay was caused solely by us. The customer is not entitled to assert any claims or exercise any rights – of any kind whatsoever – due to delayed delivery. In particular, claims for damages and penalties for breach of contract based on direct, indirect or consequential damage or secondary damage are ruled out.</p> <p>If the goods delivery is delayed for reasons attributable to the ordering party, the ordering party shall be charged for the costs associated with storing the goods.</p>
Transfer of Risk	<p>Risk is transferred to the purchaser as soon as the goods leave the Mobimex factory by carrier. This also applies if freight charges are borne by the supplier. If goods are picked up from Mobimex, the transfer of risk takes place when they are made ready for collection.</p>
Payment	<p>Payments are not regarded as having been made until the sum concerned is accessible by Mobimex. If payment is not rendered in good time, Mobimex reserves the right to charge interest at a rate of at least 4% above the current interest rate charged for a first mortgage, regardless of whether Mobimex elects to exercise any other rights to which Mobimex is entitled. No express statement of arrears of payment has to be issued. If the purchaser fails to render payment for a period of more than 1 week, or if there are justifiable doubts as to the purchaser's ability to do so, Mobimex shall be entitled to cancel all payment deadlines and, in the case of non-fulfilled contracts, to demand cash in advance or to withdraw from the contract. The ordering party is not entitled to withhold payment, and the offsetting of sums due is only permissible if claims have been legally established or are undisputed.</p>
Terms of Payment	<p>For orders with a gross value over EUR 20,000.–, a down payment of 60% of the invoice value is required. Payment is due shortly before delivery. The balance is due within 10 to 30 days from the invoice date.</p>

Property	<p>The delivered goods remain the property of Mobimex until the purchaser has satisfied all claims of Mobimex resulting from the business relationship. The purchaser provides surety by assigning their claims from the re-sale of the goods in advance to Mobimex. Provided that Mobimex's claims are satisfied, the purchaser may use the goods to which the Mobimex title applies for regular business purposes and call in their own claims in respect of them. The goods must not be pledged or assigned as surety. Attempts to seize them must be reported to Mobimex without delay. If the fulfillment of the claims of Mobimex are considered to be endangered, the purchaser must permit the recovery of the goods to which Mobimex has title, by Mobimex. The purchaser can notify their customers that their claims have been re-assigned and release the necessary documents to Mobimex. Recovery of goods to which Mobimex has a title does not imply a withdrawal from the contract.</p>
Warranty	<p>Notification in writing of defects in delivered goods, quantity discrepancies or incorrect deliveries must be sent no later than 7 days after the goods have been received. Concealed defects must also be notified in writing as soon as they are discovered. Failing this, the purchaser's right to complain is nullified. This is also the case if the delivered goods were incorrectly treated, modified or repaired by the purchaser without permission from Mobimex. The right of complaint expires, in all cases, 24 months after receipt of the goods.</p> <p>Excluded from the warranty are signs of wear/usage, damage caused by improper storage and damage due to special versions requested by the customer.</p> <p>Wood is a natural product and differences in the shades of colour, in the structure of the wood and in the dimensions are thus possible. This applies in particular to shades of colour from colour samples and to supplementary deliveries. These differences do not constitute a reason for a complaint.</p> <p>If a complaint is justified, Mobimex will either repair or replace the article concerned, as deemed by Mobimex, including transport from and to the customer. For deliveries of spare parts and remediation work, the same warranty deadline shall apply as that for the original delivered items. No other claims whatsoever will be entertained, especially for damage that has not occurred on the delivered items themselves. In the event of a repair or replacement delivery proves to be impossible, the purchaser may return the goods or demand a price reduction. No further claims, in particular in respect of consequential damage, loss of profits as well as other direct or indirect damage, will be entertained.</p>
Damage in Transit	<p>For technical insurance reasons, damage in transit must be recorded on the bill of lading immediately after the goods are received. Damage in transit that is not visible externally must be noted in writing to the carrier or to Mobimex within 7 days of receipt of the goods. The recipient must prove that the damage was caused by the carrier. If the bill of lading is counter-signed, or if the goods are moved to another place by the recipient, and in all cases, 7 days after their receipt, all claims become null and void.</p>
Liability	<p>Claims for damages against Mobimex can only be entertained if the damage was caused deliberately or by gross negligence. In all other cases, no claims for damages will be entertained.</p>
Concluding Provisions	<p>The point of origin for deliveries and payments is CH-5703 Seon, Switzerland. Jurisdiction for contracts between private citizens and/or legal entities is the Regional Court in Lenzburg. Swiss law shall apply to the contractual relationship. However, we are also entitled to prosecute the customer at their legal domicile. The application of the Vienna Convention (United Nations Convention on Contracts for the International Sale of Goods SR 0221.211.1) is explicitly ruled out. In the event of individual provisions being inapplicable, the remaining provisions shall remain in force. The rights of the purchaser, as per the contract, are not transferable.</p>

AVA	20 - 22
CUHL	24 - 25
EKKO	26 - 28
MAISA	29 - 30
NIK	31 - 32
OSCAR	33
RAD	34
Zoom individual tables	35

AVA Rectangular table

Top	Solid wood, selection, 28 or 40 mm thickness
Edge	according to the collection
Surface	aquered, oiled or soaped
Base	Steel powder coated Ø 48 cm or for extra charge: embossed noble sheet of copper or brass according to the collection
Design	Iria Degen



Selection, 28 mm thickness


Article	L x W x H in cm	Table area m ²	Beech Heartwood ash + Heartwood ash black stained	Sycamore Elm Maple Ash	Cherry Oak	Pear (over 180 cm longitudinally jointed) Black Walnut (with sapwood)	Walnut (over 240 cm longitudinally jointed) Black Walnut (without sapwood) Smoked oak
AVARE200P28	200 x 90 x 74	1.80	5080	5230	5405	6200	6780
AVARE220P28	220 x 90 x 74	1.98	5300	5475	5675	6575	7255
AVARE240P28	240 x 100 x 74	2.40	5875	6100	6335	7430	8240
AVARE260P28	260 x 100 x 74	2.60	6155	6390	6645	7840	8715
AVARE280P28	280 x 110 x 74	3.08	6810	7100	7405	8815	9855
AVARE300P28	300 x 110 x 74	3.30	7125	7425	7750	9265	10385
Surface difference per m ² for non-standard sizes			1140	1285	1535	1645	2000

Selection, 40 mm thickness, from 400 cm the table needs a third foot

Article	L x W x H in cm	Table area m ²	Beech Heartwood ash + Heartwood ash black stained	Sycamore Elm Maple Ash	Cherry Oak	Pear (over 180 cm longitudinally jointed) Black Walnut (with sapwood)	Walnut (over 240 cm longitudinally jointed) Black Walnut (without sapwood) Smoked oak
AVARE200P40	200 x 90 x 75	1.80	5255	5560	5805	6940	7700
AVARE220P40	220 x 90 x 75	1.98	5490	5855	6130	7430	8325
AVARE240P40	240 x 100 x 75	2.40	6115	6550	6885	8460	9545
AVARE260P40	260 x 100 x 75	2.60	6405	6885	7250	8945	10130
AVARE280P40	280 x 110 x 75	3.08	7120	7685	8115	10140	11525
AVARE300P40	300 x 110 x 75	3.30	7450	8055	8515	10670	12175
AVARE320P40	320 x 110 x 75	3.52	7815	8505	9015	11420	13130
AVARE340P40	340 x 110 x 75	3.74	8140	8870	9420	11970	13780
AVARE360P40	360 x 110 x 75	3.96	8475	9250	9835	12525	14450
AVARE380P40	380 x 110 x 75	4.18	8810	9620	10240	13085	15115
Surface difference per m ² for non-standard sizes			1140	1285	1535	1645	2000

AVA Elliptical table

Top	Solid wood, selection, 28 or 40 mm thickness
Edge	according to the collection
Surface	aquered, oiled or soaped
Base	Steel powder coated Ø 48 cm or for extra charge: embossed noble sheet of copper or brass according to the collection
Design	Iria Degen



Zoom

Selection, 28 mm thickness

Article	L x W x H in cm	Table area m ²	Beech Heartwood ash + Heartwood ash black stained	Sycamore Elm Maple Ash	Cherry Oak	Pear (over 180 cm longitudinally jointed) Black Walnut (with sapwood)	Walnut (over 240 cm longitudinally jointed) Black Walnut (without sapwood) Smoked oak
AVASE200P28	200 x 110 x 74	2.20	5545	5705	5965	6915	7610
AVASE220P28	220 x 110 x 74	2.42	5860	6045	6355	7440	8270
AVASE240P28	240 x 120 x 74	2.88	6505	6730	7090	8380	9340
AVASE260P28	260 x 120 x 74	3.12	6820	7065	7460	8860	9900
AVASE280P28	280 x 120 x 74	3.36	7135	7395	7825	9325	10445
AVASE300P28	300 x 130 x 74	3.90	7835	8140	8630	10390	11680
Surface difference per m ² for non-standard sizes			1140	1285	1535	1645	2000

Selection, 40 mm thickness

Article	L x W x H in cm	Table area m ²	Beech Heartwood ash + Heartwood ash black stained	Sycamore Elm Maple Ash	Cherry Oak	Pear (over 180 cm longitudinally jointed) Black Walnut (with sapwood)	Walnut (over 240 cm longitudinally jointed) Black Walnut (without sapwood) Smoked oak
AVASE200P40	200 x 110 x 75	2.20	5760	6090	6465	7830	8765
AVASE220P40	220 x 110 x 75	2.42	6105	6495	6930	8485	9580
AVASE240P40	240 x 120 x 75	2.88	6785	7255	7765	9615	10925
AVASE260P40	260 x 120 x 75	3.12	7135	7645	8200	10205	11600
AVASE280P40	280 x 120 x 75	3.36	7465	8005	8620	10770	12280
AVASE300P40	300 x 130 x 75	3.90	8220	8855	9550	12055	13800
Surface difference per m ² for non-standard sizes			1140	1285	1535	1645	2000

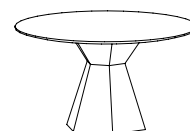
Extra charge Base
Cable channel vertical

Embossed noble sheet in Nordic copper or brass, structure according to collection, for the 2 feet
a sheet metal segment removable

2810
180

AVA Round table

Top	Solid wood, selection, 28 or 40 mm thickness
Edge	according to the collection
Surface	aquered, oiled or soaped
Base	Steel powder coated Ø 48 or 60 cm or for extra charge: embossed noble sheet of copper or brass according to the collection
Design	Iria Degen



Selection, 28 mm thickness

Article	Ø x H in cm	Base diameter	Table area m ²	Beech Heartwood ash + Heartwood ash black stained	Sycamore Elm Maple Ash	Cherry Oak	Pear (over 180 cm longitudinally jointed) Black Walnut (with sapwood)	Walnut (over 240 cm longitudinally jointed) Black Walnut (without sapwood) Smoked oak
AVARD100P28	100 x 74	Ø 48	1.00	3310	3370	3490	3905	4230
AVARD110P28	110 x 74	Ø 48	1.21	3540	3625	3775	4300	4705
AVARD120P28	120 x 74	Ø 48	1.44	3790	3895	4065	4690	5170
AVARD130P28	130 x 74	Ø 48	1.69	4065	4180	4395	5115	5675
AVARD140P28	140 x 74	Ø 48	1.96	4365	4490	4725	5580	6210
AVARD150P28	150 x 74	Ø 48	2.25	4750	4900	5175	6155	6875
AVARD160P28	160 x 74	Ø 60	2.56	5175	5350	5655	6775	7585
AVARD170P28	170 x 74	Ø 60	2.89	5625	5820	6175	7430	8335
AVARD180P28	180 x 74	Ø 60	3.24	6100	6315	6710	8110	9125
Surface difference per m ² for non-standard sizes				1140	1285	1535	1645	2000

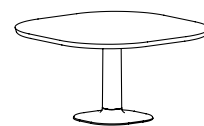
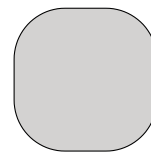
Selection, 40 mm thickness

Article	Ø x H in cm	Base diameter	Table area m ²	Beech Heartwood ash + Heartwood ash black stained	Sycamore Elm Maple Ash	Cherry Oak	Pear (over 180 cm longitudinally jointed) Black Walnut (with sapwood)	Walnut (over 240 cm longitudinally jointed) Black Walnut (without sapwood) Smoked oak
AVARD100P40	100 x 75	Ø 48	1.00	3410	3540	3705	4305	4720
AVARD110P40	110 x 75	Ø 48	1.21	3655	3840	4050	4800	5340
AVARD120P40	120 x 75	Ø 48	1.44	3925	4145	4395	5290	5920
AVARD130P40	130 x 75	Ø 48	1.69	4225	4480	4775	5815	6555
AVARD140P40	140 x 75	Ø 48	1.96	4545	4845	5180	6390	7225
AVARD150P40	150 x 75	Ø 48	2.25	4960	5300	5685	7075	8040
AVARD160P40	160 x 75	Ø 60	2.56	5415	5805	6245	7830	8910
AVARD170P40	170 x 75	Ø 60	2.89	5910	6340	6835	8630	9845
AVARD180P40	180 x 75	Ø 60	3.24	6400	6890	7450	9450	10800
Surface difference per m ² for non-standard sizes				1140	1285	1535	1645	2000

Extra charge Base	Embossed noble sheet in Nordic copper or brass, structure according to collection, Ø 48 cm	1405
	Ø 60 cm	1890
Cable channel vertical	a sheet metal segment removable	180

Cuhl Square table top, rounded-off corners | Selection



Top Solid wood, BV 40 selection, 40 mm thickness
 Edge K 18
 Surface lacquered, oiled or soaped
 1 centre leg, consisting of standard solid-wood post, to match table top. Cast iron base lacquered with basic colour (lacquered base limited scratchproof)
 Large floor plate: 58 x 58 cm
 Design Cornelia Uhl



Article	L x W x H in cm	Table area m ²	Beech Heartwood	Sycamore Elm Maple Ash	Cherry Oak	Pear (over 180 cm longitudinally jointed) Black Walnut with sapwood	Walnut (over 240 cm longitudinally jointed) Black Walnut without sapwood Smoked oak
CRQ110	110 x 110 x 74	1.21	3515	3880	4230	4640	5440
CRQ120	120 x 120 x 74	1.44	3885	4315	4710	5200	6130
CRQ130	130 x 130 x 74	1.69	4280	4775	5245	5805	6880
CRQ140	140 x 140 x 74	1.96	4720	5280	5830	6465	7695
CRQ150	150 x 150 x 74	2.25	5185	5830	6450	7215	8635
Surface difference per m ² for non-standard sizes			1140	1285	1535	1645	2000

Cuhl Flat-sided oval | Selection


Large floor plate: 70 x 50 cm



Article	L x W x H in cm	Table area m ²	Beech Heartwood	Sycamore Elm Maple Ash	Cherry Oak	Pear (over 180 cm longitudinally jointed) Black Walnut with sapwood	Walnut (over 240 cm longitudinally jointed) Black Walnut without sapwood Smoked oak
CSO150	150 x 90 x 74	1.35	3885	4320	4710	5225	6150
CSO160	160 x 95 x 74	1.52	4175	4640	5080	5685	6715
CSO170	170 x 95 x 74	1.62	4335	4845	5295	5950	7065
CSO180	180 x 100 x 74	1.80	4650	5210	5745	6495	7740
CSO190	190 x 100 x 74	1.90	4855	5435	5985	6845	8180
CSO200	200 x 105 x 74	2.10	5215	5855	6465	7450	8925
CSO210	210 x 105 x 74	2.21	5425	6100	6750	7795	9355
CSO220	220 x 110 x 74	2.42	5820	6555	7280	8460	10185
CSO230	230 x 115 x 74	2.65	6290	7115	7910	9345	11285
CSO240	240 x 115 x 74	2.76	6510	7365	8195	9725	11750
Surface difference per m ² for non-standard sizes			1140	1285	1535	1645	2000

Cuhl Rectangle/oval | Selection

Large floor plate: 70 x 50 cm



Article	L x W x H in cm	Table area m ²	Beech Heartwood	Sycamore Elm Maple Ash	Cherry Oak	Pear (over 180 cm longitudinally jointed) Black Walnut with sapwood	Walnut (over 240 cm longitudinally jointed) Black Walnut without sapwood Smoked oak
CREO150	150 x 95 x 74	1.43	4010	4460	4860	5410	6385
CREO160	160 x 95 x 74	1.52	4175	4640	5080	5685	6715
CREO170	170 x 100 x 74	1.70	4470	4990	5475	6160	7325
CREO180	180 x 100 x 74	1.80	4650	5210	5745	6495	7740
CREO190	190 x 100 x 74	1.90	4855	5435	5985	6845	8180
CREO200	200 x 105 x 74	2.10	5215	5855	6465	7450	8925
CREO210	210 x 110 x 74	2.31	5595	6295	6985	8085	9710
CREO220	220 x 115 x 74	2.53	6000	6780	7525	8760	10545
CREO230	230 x 115 x 74	2.65	6290	7115	7910	9345	11285
CREO240	240 x 115 x 74	2.76	6510	7365	8195	9725	11750
Surface difference per m ² for non-standard sizes			1140	1285	1535	1645	2000

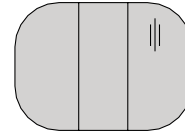
Extra charge Surface
 Extra charge Base
 Extra charge Cable channel

Table stained according to sample, per table and colour
 Base in accent colour or according to RAL/NCS
 Cable channel through leg and floor plate

280
 280
 235

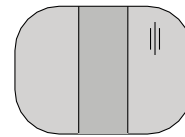
Cuhl Square table top, rounded-off corners with extension I Selection

Top	Solid wood, BV 40 selection, 40 mm thickness
Edge	K 18
Surface	lacquered, oiled or soaped
Insert	1 insert (must be stowed separately), width 50 cm
Base	2 centre legs, consisting of standard solid-wood post, to match table top. Cast iron base lacquered with basic colour (lacquered base limited scratchproof)
Design	Cornelia Uhl



Wooden extension - Width: 50 cm

Article	L x W x H in cm	Beech Heartwood	Sycamore Elm Maple Ash	Cherry Oak	Pear (over 180 cm longitudinally jointed) Black Walnut with sapwood	Walnut (over 240 cm longitudinally jointed) Black Walnut without sapwood Smoked oak
CRQ120H	120 x 120 x 74	5785	6355	6900	7565	8825
CRQ130H	130 x 130 x 74	6240	6885	7510	8250	9675




Aluminium extension (Colour according to the cast iron base) - Width: 50 cm

Article	L x W x H in cm	Beech Heartwood	Sycamore Elm Maple Ash	Cherry Oak	Pear (over 180 cm longitudinally jointed) Black Walnut with sapwood	Walnut (over 240 cm longitudinally jointed) Black Walnut without sapwood Smoked oak
CRQ120A	120 x 120 x 74	5620	6060	6435	6925	7855
CRQ130A	130 x 130 x 74	5990	6480	6930	7505	8565

Cuhl Rectangle/oval I Selection

Top	Solid wood, BV 40 selection, 40 mm thickness
Edge	K 18
Surface	lacquered, oiled or soaped
Base	2 centre legs, consisting of standard solid-wood post, to match table top. Cast iron base lacquered with basic colour (lacquered base limited scratchproof)
Design	Cornelia Uhl

Large floor plate: 58 x 58 cm

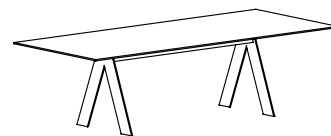


Article	L x W x H in cm	Table area m ²	Beech Heartwood	Sycamore Elm Maple Ash	Cherry Oak	Pear (over 180 cm longitudinally jointed) Black Walnut with sapwood	Walnut (over 240 cm longitudinally jointed) Black Walnut without sapwood Smoked oak
CREO250	250 x 115 x 74	2.88	8135	9030	9900	11445	13560
CREO260	260 x 115 x 74	2.99	8375	9315	10240	11880	14100
CREO280	280 x 115 x 74	3.22	8870	9900	10905	12765	15210
CREO300	300 x 120 x 74	3.60	9665	10810	11935	14130	16910
CREO320	320 x 120 x 74	3.84	10210	11455	12685	15120	18150
CREO340	340 x 120 x 74	4.08	10780	12115	13445	16160	19430
CREO360	360 x 120 x 74	4.32	11355	12785	14215	17220	20755
CREO380	380 x 125 x 74	4.75	12300	13900	15485	18935	22890
CREO400	400 x 125 x 74	5.00	12905	14595	16300	20115	24380
Flächendifferenz pro m ² für Wunschmasse			1140	1285	1535	1645	2000

Extra charge Surface	Table stained according to sample, per table and colour	280
Extra charge Base	Base in accent colour or according to RAL/NCS	280
Extra charge Cable channel	Cable channel through leg and floor plate	235

EKKO 22 + 222 | Rectangular table

Top	Solid wood, selection, 28 mm thickness
Edge	K 79
Surface	lacquered, oiled or soaped
Base	2 V-legs with a visible mounting connector in steel, optionally deep black lacquered or polished chrome-plated. (3 V-legs above a length of 360cm)
Design	Wolfgang C. R. Mezger




Article	L x W x H in cm	Table area m²	Number of V-legs	Beech Heartwood	Sycamore Elm Maple Ash	Cherry Oak	Pear (over 180 cm longitudinally jointed) Black Walnut with sapwood	Walnut (over 240 cm longitudinally jointed) Black Walnut without sapwood Smoked oak
E22RE220	220 x 110 x 74	2.42	2	5010	5445	5950	6625	7800
E22RE240	240 x 110 x 74	2.64	2	5385	5860	6430	7225	8550
E22RE260	260 x 110 x 74	2.86	2	5760	6300	6920	7855	9310
E22RE280	280 x 110 x 74	3.08	2	6165	6760	7430	8515	10120
E22RE300	300 x 120 x 74	3.60	2	7030	7740	8550	9885	11825
E22RE320	320 x 120 x 74	3.84	2	7510	8270	9145	10655	12770
E22RE340	340 x 120 x 74	4.08	2	7990	8815	9770	11465	13770
E22RE360	360 x 120 x 74	4.32	3	9525	10405	11435	13330	15825
E22RE380	380 x 120 x 74	4.56	3	10025	10980	12070	14190	16880
E22RE400	400 x 130 x 74	5.20	3	11155	12245	13525	16090	19220
E22RE420	420 x 130 x 74	5.46	3	11700	12875	14210	17080	20435
E22RE440	440 x 130 x 74	5.72	3	12255	13495	14920	18085	21700
E22RE460	460 x 130 x 74	5.98	3	12825	14135	15650	19125	22980
Surface difference per m² for non-standard sizes				1140	1285	1535	1645	2000

Max. table width for V-leg: 130 cm

EKKO 33 | Rectangular table

Top	Solid wood, selection, 28 mm thickness
Edge	K 79
Surface	lacquered, oiled or soaped
Base	2 x 3 part legs in steel, optionally deep black lacquered or polished chrome-plated.
Design	Wolfgang C. R. Mezger



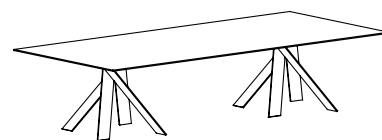
Article	L x W x H in cm	Table area m²	Number of legs	Beech Heartwood	Sycamore Elm Maple Ash	Cherry Oak	Pear (over 180 cm longitudinally jointed) Black Walnut with sapwood	Walnut (over 240 cm longitudinally jointed) Black Walnut without sapwood Smoked oak
E33RE280	280 x 110 x 74	3.08	2	7765	8370	9080	10185	11860
E33RE300	300 x 120 x 74	3.60	2	8635	9355	10195	11595	13585
E33RE320	320 x 120 x 74	3.84	2	9115	9895	10795	12375	14560
E33RE340	340 x 120 x 74	4.08	2	10305	11155	12140	13900	16280
E33RE360	360 x 120 x 74	4.32	2	10800	11715	12775	14740	17315
E33RE380	380 x 120 x 74	4.56	2	11305	12280	13415	15610	18390
E33RE400	400 x 130 x 74	5.20	2	12940	14070	15385	18045	21295
E33RE420	420 x 130 x 74	5.46	2	13495	14700	16090	19045	22530
E33RE440	440 x 130 x 74	5.72	2	14050	15325	16800	20075	23815
Surface difference per m² for non-standard sizes				1140	1285	1535	1645	2000

Max. table width for 3-leg version: 140 cm

Extra charge Surface	Table stained according to sample, per table and colour	280
Extra charge Base	Base steel lacquered according to RAL/NCS, per base and per colour	545
	Base matt chrome-plated EKKO 22, per V-base	200
	Base matt chrome-plated EKKO 33, per 3-base	295

EKKO 44 | Rectangular table

Top	Solid wood, selection, 28 mm thickness
Edge	K 79
Surface	lacquered, oiled or soaped
Base	2 x 4 part legs in steel, optionally deep black lacquered or polished chrome-plated.
Design	Wolfgang C. R. Mezger



Article	L x W x H in cm	Table area m²	Number of legs	Beech Heartwood	Sycamore Elm Maple Ash	Cherry Oak	Pear (over 180 cm longitudinally jointed) Black Walnut with sapwood	Walnut (over 240 cm longitudinally jointed) Black Walnut without sapwood Smoked oak
E44RE340	340 x 130 x 74	4.42	2	11110	12020	13090	14990	17575
E44RE360	360 x 130 x 74	4.68	2	12380	13365	14520	16650	19440
E44RE380	380 x 130 x 74	4.94	2	12920	13980	15205	17590	20605
E44RE400	400 x 140 x 74	5.60	2	14970	16185	17595	20470	23950
E44RE420	420 x 140 x 74	5.88	2	15565	16860	18355	21545	25295
E44RE440	440 x 140 x 74	6.16	2	16160	17535	19125	22650	26665
E44RE460	460 x 140 x 74	6.44	2	16775	18230	19915	23795	28080
E44RE480	480 x 140 x 74	6.72	2	17375	18905	20680	24975	29530
E44RE500	500 x 150 x 74	7.50	2	18820	20535	22540	27625	32830
Surface difference per m² for non-standard sizes				1140	1285	1535	1645	2000

Max. table width with 4-leg version: 160 cm

EKKO 3 | Round table

Top	Solid wood, selection, 28 mm thickness
Edge	K 79
Surface	lacquered, oiled or soaped
Base	1 x 3 part leg in steel, optionally deep black lacquered or polished chrome-plated.
Design	Wolfgang C. R. Mezger



Maximum diameter: 130 cm

Article	Ø x H in cm	Table area m²	Beech Heartwood	Sycamore Elm Maple Ash	Cherry Oak	Pear (over 180 cm longitudinally jointed) Black Walnut with sapwood	Walnut (over 240 cm longitudinally jointed) Black Walnut without sapwood Smoked oak
E3RD100	Ø 100 x 74	1.00	3020	3195	3400	3580	4020
E3RD110	Ø 110 x 74	1.21	3295	3515	3765	3965	4510
E3RD120	Ø 120 x 74	1.44	3595	3855	4150	4400	5045
E3RD130	Ø 130 x 74	1.69	4310	4600	4945	5230	5990
Surface difference per m² for non-standard sizes			1140	1285	1535	1645	2000

EKKO 4 | Round table

Top	Solid wood, selection, 28 mm thickness
Edge	K 79
Surface	lacquered, oiled or soaped
Base	1 x 4 part leg in steel, optionally deep black lacquered or polished chrome-plated.
Design	Wolfgang C. R. Mezger



Maximum diameter: 180 cm

Article	Ø x H in cm	Table area m²	Beech Heartwood	Sycamore Elm Maple Ash	Cherry Oak	Pear (over 180 cm longitudinally jointed) Black Walnut with sapwood	Walnut (over 240 cm longitudinally jointed) Black Walnut without sapwood Smoked oak
E4RD140	Ø 140 x 74	1.96	5165	5500	5905	6245	7125
E4RD150	Ø 150 x 74	2.25	5560	5950	6415	6840	7870
E4RD160	Ø 160 x 74	2.56	5985	6440	6965	7495	8655
E4RD170	Ø 170 x 74	2.89	6450	6975	7565	8185	9520
E4RD180	Ø 180 x 74	3.24	6975	7560	8230	8990	10525
Surface difference per m² for non-standard sizes			1140	1285	1535	1645	2000

Extra charge Surface	Table stained according to sample, per table and colour	280
Extra charge Base	Base steel lacquered according to RAL/NCS, per base and per colour	545
	Base matt chrome-plated EKKO 33, per 3-base	295
	Base matt chrome-plated EKKO 44 per 4-base	390

EKKO Options

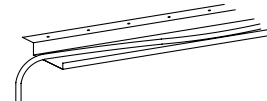
EKKO Cable channel (vertical)

Fixed magnets along the leg. Acts as a cable guide and cover.

EKV	Metal black painted or polished chrome-plated	1 item	375
-----	---	--------	-----

Cable channel set (horizontal), 3 pieces, 50 cm each

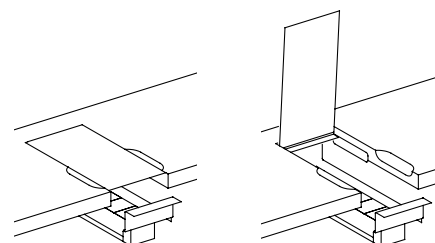
Attached directly under the table top to carry cables, made from perforated black sheet metal, and is the same length as the table top, 1 set consists of 3 sections à 50 cm



KK6	X x 6 x 3	perforated black sheet metal	1 set	200
-----	-----------	------------------------------	-------	-----

Cable channel set (horizontal)

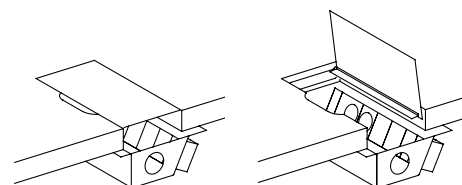
Only for EKKO conference tables. Cut out with hinged lid in different versions. Recessed power bar holder in black finish with 4 plug-ins. Cut out size in table top approx. 25 x 12 cm. Standard configuration: 2 x power, 2 x blank per bar. Exclusive connecting cable.



ESTWA	Lid in aluminium brushed with natural anodised finish	1 item	955
ESTWAB	Lid in aluminium brushed with bronze or black anodised finish	1 item	1115
ESTWRG	Lid in oiled untreated steel or chromium-plated	1 item	1160
ESTWML	Lid in solid wood or leather black	1 item	1185
STL	1 bar configured as requested		on demand

Power outlet box with hinged lid (one side useable)

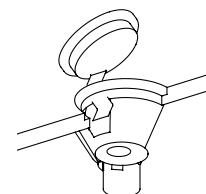
Recommended for all conference tables for multiple media plug-ins. Cut out with hinged lid in different versions. Recessed power bar holder in black finish with 4 plug-ins. Cut out size in table top approx. 25 x 12 cm. Standard configuration: 2 x power, 2 x blank. Exclusive connecting cable.



STWA1	Lid in aluminium brushed with natural anodised finish	1 item	955
STWAB1	Lid in aluminium brushed with bronze or black anodised finish	1 item	1115
STWRG1	Lid in oiled untreated steel or chromium-plated	1 item	1160
STWML1	Lid in solid wood or leather black	1 item	1185
STL	1 bar configured as requested		on demand
	Lid only, WITHOUT box and sockets, reduced price		-175

EKKO Power outlet box (for Round tables)

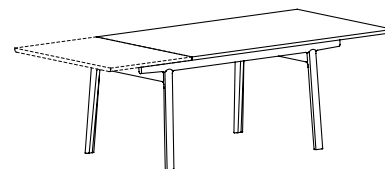
Cover in the same wood as top. Including 3 m connecting cable



ERD	Ø 12	Box with wooden lid, no sockets	1 item	700
ERDS		Box with wooden lid, only power	1 item	890
ERDSK		Box with wooden lid, power, USB, RJ45	1 item	1135

MAISA Extendable table | Solid wood, Selection

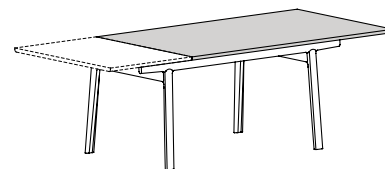
Top	Solid wood BV 26 selection, 26 mm thickness
Extension	Has to be ordered separately (see below), can be stowed in the table
Edge	Edge K 06 (long sides) Edge K 25 (front ends)
Surface	lacquered, oiled or soaped
Base	Solid wood and surface as table top
Design	Carlo Clopath



Article	L x W x H in cm	Table area m²	Base and top in			
			Heartwood ash, black stained	Ash	Oak	Black Walnut (with sapwood)
MAI170H	170 x 100 x 74	1.70	4895	4865	5080	6285
MAI190H	190 x 100 x 74	1.90	5085	5080	5305	6765
MAI210H	210 x 100 x 74	2.10	5270	5290	5530	7295

MAISA Extendable table | FENIX NTM (Cover)

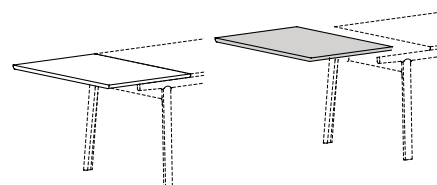
Top	Composite board, Edge MDF black, lacquered, covered with FENIX NTM, 6 colors: FENIX NTM 0029 (Weiss Bianco Malé), 0719 (Beige Luxor), 0717 (Castoro Ottawa), 0752 (Grigio Antrim), 0749 (Cacao Ornioco), 0720 (Nero Ingo)
Extension	Has to be ordered separately (see below), can be stowed in the table
Edge	Edge K 06 (long sides) Edge K 25 (front ends) Lacquered, fine structure, black
Base	Solid wood
Surface	lacquered, oiled or soaped
Design	Carlo Clopath



Article	L x W x H in cm	Table area m²	Base in			
			Heartwood ash, black stained	Ash	Oak	Black Walnut with sapwood
MAI170F	170 x 100 x 74	1.70	4000	3940	4015	4410
MAI190F	190 x 100 x 74	1.90	4180	4120	4190	4605
MAI210F	210 x 100 x 74	2.10	4350	4300	4370	4805

MAISA Extension | Solid wood or FENIX NTM (Cover)

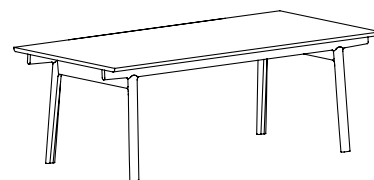
Top	Solid wood BV 26 selection, 26 mm thickness (Wood grain in the extension piece runs crosswise) or light weight construction covered with FENIX NTM, edge MDF black, lacquered, 6 colors: FENIX NTM 0029 (Weiss Bianco Malé), 0719 (Beige Luxor), 0717 (Castoro Ottawa), 0752 (Grigio Antrim), 0749 (Cacao Ornioco), 0720 (Nero Ingo)
Edge	Edge K 06 (long sides) Edge K 25 (front ends) With FENIX, lacquered, fine structure, black
Surface	solid wood
Design	lacquered, oiled or soaped Carlo Clopath



Article	L x W x H in cm	Table area m²	Covered with FENIX NTM (3 colours to choose)	Heartwood ash, black stained	Ash	Oak	Black Walnut with sapwood
MAIF70	70 x 100	0.70	1150	-	-	-	-
MAIH70KNS	70 x 100	0.70	-	1315	-	-	-
MAIH70ES	70 x 100	0.70	-	-	1355	-	-
MAIH70EI	70 x 100	0.70	-	-	-	1535	-
MAIH70SN	70 x 100	0.70	-	-	-	-	1670
Extra charge for lengthwise grain, continuous wood grain pattern				460	475	535	585

MAISA Table (without extension) | Solid wood, Selection

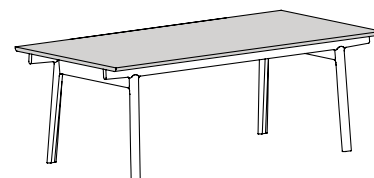
Top	Solid wood BV 26 selection, 26 mm thickness
Edge	Edge K 06 (long sides) Edge K 25 (front ends)
Surface	lacquered, oiled or soaped
Base	Solid wood and surface as table top
Design	Carlo Clopath



Article	L x W x H in cm	Table area m ²	Base and top in			
			Heartwood ash, black stained	Ash	Oak	Black Walnut (with sapwood)
MAI220GH	220 x 100 x 74	2.2	4915	4875	5120	6540
MAI240GH	240 x 100 x 74	2.4	5160	5170	5450	7035
MAI260GH	260 x 100 x 74	2.6	5485	5545	5850	7640
MAI280GH	280 x 100 x 74	2.8	5805	5920	6255	8245

MAISA Table (without extension) | FENIX NTM (Cover)

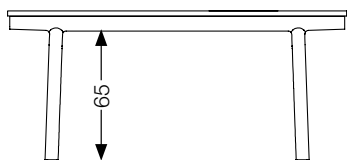
Top	Composite board, Edge MDF black, lacquered, covered with FENIX NTM, 6 colors: FENIX NTM 0029 (Weiss Bianco Malé), 0719 (Beige Luxor), 0717 (Castoro Ottawa), 0752 (Grigio Antrim), 0749 (Cacao Ornioco), 0720 (Nero Ingo)
Edge	Edge K 06 (long sides) Edge K 25 (front ends) Lacquered, fine structure, black
Base	Solid wood
Surface base	lacquered, oiled or soaped
Design	Carlo Clopath



Article	L x W x H in cm	Table area m ²	Base in			
			Heartwood ash, black stained	Ash	Oak	Black Walnut with sapwood
MAI220GF	220 x 100 x 74	2.2	4175	4110	4190	4575
MAI240GF	240 x 100 x 74	2.4	4310	4245	4325	4715
MAI260GF	260 x 100 x 74	2.6	4510	4460	4530	4945
MAI280GF	280 x 100 x 74	2.8	4710	4645	4725	5165

Extendable table measurements

← 170/190/210 cm →



18
← 119/139/159 cm →

← 240/260/280 cm →

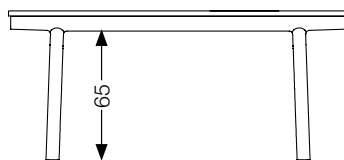
← 35 →
← 70 →



← 53 →

Frame position without extension

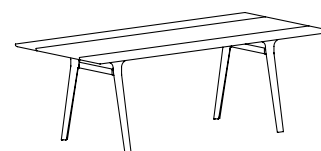
← 220/240/260/280 cm →



18
← 169/189/209/229 cm →

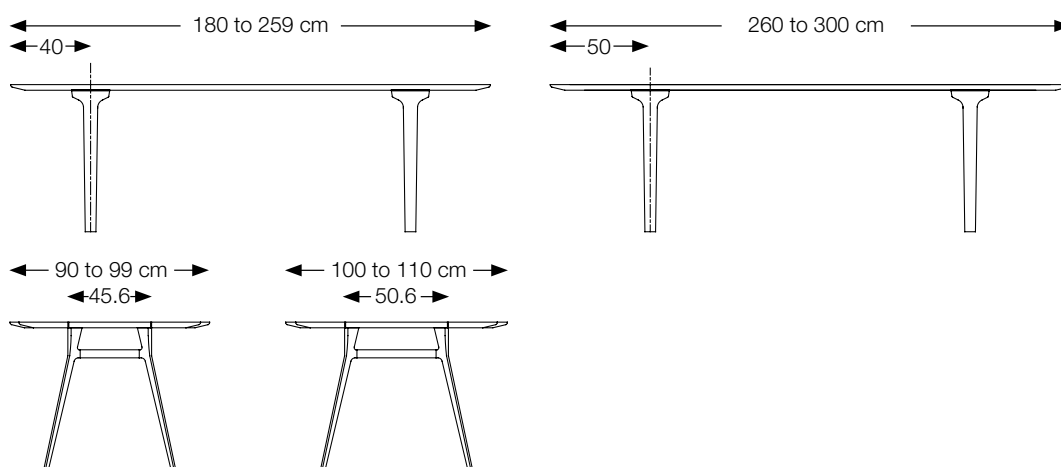
NIK Rectangular table | Selection

Top	Solid wood, BV 28 selection, 28 mm thickness
Edge	Edge K 32 or K 71
Surface	lacquered, oiled or soaped
Base	2 pair of bases in cast aluminum, painted in basic colour (Inside textured painted, Outerside matt painted finish) Joint width: 5 mm
Design	Carsten Gollnick



Article	L x W x H in cm	Table area m²	Beech Heartwood ash	Sycamore Elm Maple Ash	Cherry Oak	Pear (over 180 cm longitudinally jointed) Black Walnut with sapwood	Walnut (over 240 cm longitudinally jointed) Black Walnut without sapwood Smoked oak
NIKRE180	180 x 90 x 74	1.62	3690	3995	4315	4455	5455
NIKRE190	190 x 90 x 74	1.71	3840	4165	4505	4685	5775
NIKRE200	200 x 90 x 74	1.80	3995	4350	4710	4905	6075
NIKRE210	210 x 90 x 74	1.89	4165	4535	4915	5140	6385
NIKRE220	220 x 90 x 74	1.98	4325	4720	5130	5370	6690
NIKRE230	230 x 90 x 74	2.07	4485	4905	5340	5620	7010
NIKRE240	240 x 100 x 74	2.40	5005	5495	5985	6345	7975
NIKRE250	250 x 100 x 74	2.50	5190	5705	6240	6615	8360
NIKRE260	260 x 100 x 74	2.60	5385	5930	6470	6900	8735
NIKRE270	270 x 100 x 74	2.70	5585	6135	6715	7200	9120
NIKRE280	280 x 100 x 74	2.80	5775	6360	6975	7485	9500
NIKRE290	290 x 100 x 74	2.90	5975	6600	7215	7790	9905
NIKRE300	300 x 100 x 74	3.00	6175	6810	7485	8085	10305
Surface difference per m² for non-standard sizes			1140	1285	1535	1645	2000

Standard leg position, different leg position on request, possible without extra charge



NIK Connection



The NIK base frame is the ideal functional and visual basis for several tables to be linked together in a single line for a larger surface or conference layout..

Extra charge Surface	Single-piece table top without longitudinally gaps	0
	Table stained according to sample, per table and colour	280
Extra charge Base	Base in accent colour or according to RAL/NCS	280

NIK Round table I Selection

- Top

Edge

Surface

Base

Design
- Solid wood, BV 28 selection, 28 mm thickness

Edge K 32 or K 71

lacquered, oiled or soaped

4 legs in cast aluminum with connection bar, painted in basic colour
(Inside textured painted, Outerside matt painted finish)

Carsten Gollnick



Article	L x W x H in cm	Table area m²	Beech Heartwood ash	Sycamore Elm Maple Ash	Cherry Oak	Pear (over 180 cm longitudinally jointed) Black Walnut with sapwood	Walnut (over 240 cm longitudinally jointed) Black Walnut without sapwood Smoked oak
NIKRD130	Ø 130 x 74	1.69	3645	3925	4285	4620	5425
NIKRD140	Ø 140 x 74	1.96	4120	4450	4865	5215	6155
NIKRD160	Ø 160 x 74	2.56	5085	5525	6085	6550	7800
Surface difference per m² for non-standard sizes			1140	1285	1535	1645	2000

OSCAR Table

Top Solid wood selection, 35 mm thickness
Edge K34
Surface lacquered, oiled or soaped
Base solid wood as the tabletop, brass leg end caps
Design Werner/Vázquez Design Studio

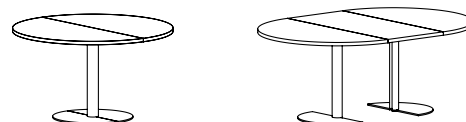


Article	Ø x H in cm	Table area m²	Heartwood ash black stained	Ash	Oak	Black Walnut (with sapwood)	Black Walnut (without sapwood)
OSC120	120 x 74	1.44	3455	3540	3685	4535	4825
OSC130	130 x 74	1.69	3635	3705	3885	4860	5170
OSC140	140 x 74	1.96	3825	3905	4110	5230	5570
OSC150	150 x 74	2.25	3955	4045	4280	5550	5900
Surface difference per m² for non-standard sizes			1140	1285	1535	1645	2000

Approval photo not possible with Oscar model

RAD Round table with 1 insert


Top	Solid wood, selection, 28 mm thickness
Edge	K 25
Insert	1 or 2 inserts (solid wood) à 58 cm must be stowed separately
Surface	lacquered, oiled or soaped
Base	Dividable pedestal. Floor base lacquered aluminium colour, pedestal aluminium, natural anodised, Diameter Standpipe 10 cm



Article	Ø x H in cm	Table area m²	Beech Heartwood ash	Sycamore Elm Maple Ash	Cherry Oak	Pear (over 180 cm longitudinally jointed) Black Walnut with sapwood	Walnut (over 240 cm longitudinally jointed) Black Walnut without sapwood Smoked oak
RAD100H1	100 x 72.5 (floor base Ø 55)	1.58	3825	4040	4455	4765	5530
RAD113H1	113 x 72.5 (floor base Ø 55)	1.93	4280	4535	5040	5415	6350
RAD120H1	120 x 72.5 (floor base Ø 65)	2.14	4550	4830	5385	5810	6825
RAD130H1	130 x 72.5 (floor base Ø 65)	2.44	5030	5355	6000	6480	7655
RAD140H1	140 x 72.5 (floor base Ø 65)	2.77	5635	6010	6740	7240	8555
Surface difference per m² for non-standard sizes			1140	1285	1535	1645	2000

RAD Round table with 2 inserts

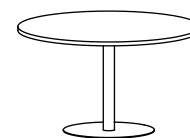
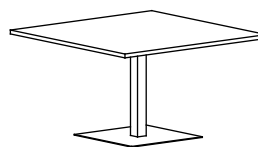
Top	Solid wood, selection, 28 mm thickness
-----	--



Article	Ø x H in cm	Table area m²	Beech Heartwood ash	Sycamore Elm Maple Ash	Cherry Oak	Pear (over 180 cm longitudinally jointed) Black Walnut with sapwood	Walnut (over 240 cm longitudinally jointed) Black Walnut without sapwood Smoked oak
RAD113H2	113 x 72.5 (floor base Ø 55)	2.59	5295	5635	6300	6805	8055
RAD120H2	120 x 72.5 (floor base Ø 65)	2.83	5595	5980	6720	7265	8635
RAD130H2	130 x 72.5 (floor base Ø 65)	3.20	6165	6590	7435	8050	9585
RAD140H2	140 x 72.5 (floor base Ø 65)	3.58	6860	7325	8280	8915	10630
Surface difference per m² for non-standard sizes			1140	1285	1535	1645	2000

ZOOM Round- | Square table

Top	Solid wood, selection, 28 mm or 40 mm thickness
Edge	as requested
Surface	lacquered, oiled or soaped
UG	Central leg with round/square floor plate and base/square pedestal, lacquered in black or aluminium colour



Zoom

Selection, 28 mm thickness

Article	L x W x H in cm	Table area m ²	Floor plate, pedestal in cm	Beech Heartwood ash	Sycamore Elm Maple Ash	Cherry Oak	Pear (over 180 cm longitudinally jointed) Black Walnut with sapwood	Walnut (over 240 cm longitudinally jointed) Black Walnut without sapwood Smoked oak
RD100P28	Ø 100 x 74	1.00	Ø 50/8	2425	2595	2790	2985	3455
RD110P28	Ø 110 x 74	1.21	Ø 55/8	2780	2985	3250	3490	4080
RD120P28	Ø 120 x 74	1.44	Ø 60/8	3045	3275	3575	3850	4510
RD130P28	Ø 130 x 74	1.69	Ø 65/8	3475	3740	4085	4415	5195
RD140P28	Ø 140 x 74	1.96	Ø 70/8	3985	4300	4710	5050	5960
RD160P28	Ø 160 x 74	2.56	Ø 80/10	5015	5435	5985	6440	7660
QU100P28	100 x 100 x 74	1.00	60/8	2425	2595	2790	2985	3455
QU110P28	110 x 110 x 74	1.21	60/8	2780	2985	3250	3490	4080
QU120P28	120 x 120 x 74	1.44	70/8	3045	3275	3575	3850	4510
QU130P28	130 x 130 x 74	1.69	70/8	3475	3740	4085	4415	5195
QU140P28	140 x 140 x 74	1.96	80/8	3985	4300	4710	5050	5960
QU160P28	160 x 160 x 74	2.56	90/10	5015	5435	5985	6440	7660
Surface difference per m ² for non-standard sizes				1140	1285	1535	1645	2000

Selection, 40 mm thickness

Article	L x W x H in cm	Table area m ²	Floor plate, pedestal in cm	Beech Heartwood ash	Sycamore Elm Maple Ash	Cherry Oak	Pear (over 180 cm longitudinally jointed) Black Walnut with sapwood	Walnut (over 240 cm longitudinally jointed) Black Walnut without sapwood Smoked oak
RD100P40	Ø 100 x 74	1.00	Ø 50/8	2810	3020	3280	3535	4145
RD110P40	Ø 110 x 74	1.21	Ø 55/8	3265	3530	3870	4190	4960
RD120P40	Ø 120 x 74	1.44	Ø 60/8	3595	3885	4275	4635	5515
RD130P40	Ø 130 x 74	1.69	Ø 65/8	4110	4450	4920	5340	6360
RD140P40	Ø 140 x 74	1.96	Ø 70/8	4740	5140	5690	6120	7310
RD160P40	Ø 160 x 74	2.56	Ø 80/10	5920	6345	7040	7480	8670
QU100P40	100 x 100 x 74	1.00	60/8	2810	3020	3280	3535	4145
QU110P40	110 x 110 x 74	1.21	60/8	3265	3530	3870	4190	4960
QU120P40	120 x 120 x 74	1.44	70/8	3595	3885	4275	4635	5515
QU130P40	130 x 130 x 74	1.69	70/8	4110	4450	4920	5340	6360
QU140P40	140 x 140 x 74	1.96	80/8	4740	5140	5690	6120	7310
QU160P40	160 x 160 x 74	2.56	90/10	5920	6345	7040	7480	8670
Surface difference per m ² for non-standard sizes				1140	1285	1535	1645	2000

Naturart, 40 mm thickness

Article	L x W x H in cm	Table area m ²	Floor plate, pedestal in cm	Heartwood beech naturart	Elm naturart	Sycamore Oak naturart	Walnut naturart
RD100P40N	Ø 100 x 74	1.00	Ø 50/8	2595	2740	2825	3260
RD110P40N	Ø 110 x 74	1.21	Ø 55/8	2990	3165	3265	4010
RD120P40N	Ø 120 x 74	1.44	Ø 60/8	3390	3595	3700	4750
RD130P40N	Ø 130 x 74	1.69	Ø 65/8	3790	4025	4145	5490
RD140P40N	Ø 140 x 74	1.96	Ø 70/8	4150	4430	4535	6150
RD160P40N	Ø 160 x 74	2.56	Ø 80/10	5000	5375	5745	7690
QU100P40N	100 x 100 x 74	1.00	60/8	2595	2740	2825	3260
QU110P40N	110 x 110 x 74	1.21	60/8	2990	3165	3265	4010
QU120P40N	120 x 120 x 74	1.44	70/8	3390	3595	3700	4750
QU130P40N	130 x 130 x 74	1.69	70/8	3790	4025	4145	5490
QU140P40N	140 x 140 x 74	1.96	80/8	4150	4430	4535	6150
QU160P40N	160 x 160 x 74	2.56	90/10	5000	5375	5745	7690
Surface difference per m ² for non-standard sizes				1140	1285	1535	2000

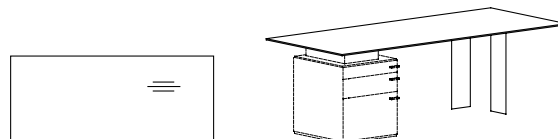
Extra charge Surface	able stained according to sample, per table and colour	280
Extra charge Bases	Base lacquered according to RAL/NCS	280
	Pedestal in gloss chrome	85
	Pedestal in matt chrome	125

Desks	38
Desk body / Lowboard	39
Side work table (height adjustable)	40
Storage furniture	41 - 44
Tops and bases	45
Options	46 - 47

NEXT

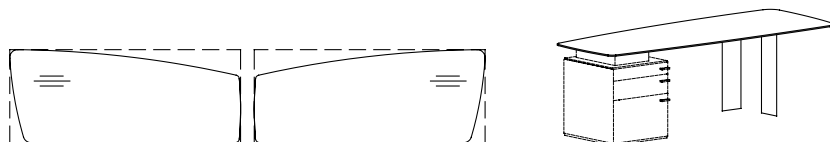
Office | Desks

Top	Solid wood, selection, 28 mm thickness
Edge	as requested
Surface	lacquered, oiled or soaped
Base	Metal plate leg in white or deep black lacquered
	1 NEXT connecting unit
Design	Dante Bonuccelli
Table top with 2 metal plate leg. Supported at opposite end by desk body or lowboard (see page 39 on).	
Option at extra charge of NEXT drawer with electric power supply instead of connecting element (see page 47)	



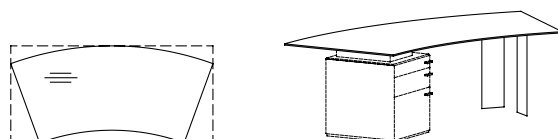
Rectangular

Article	L x W x H in cm	Table area m ²	Beech Heartwood ash	Sycamore Elm Maple Ash	Cherry Oak	Pear (over 180 cm longitudinally jointed) Black Walnut with sapwood	Walnut (over 240 cm longitudinally jointed) Black Walnut without sapwood Smoked oak
PRE200	200 x 90 x 75	1.80	3455	3705	4220	4625	5565
PRE220	220 x 100 x 75	2.20	4040	4355	4975	5520	6685
PRE250	250 x 100 x 75	2.50	4490	4855	5570	6335	7710
PRE280	280 x 110 x 75	3.08	5595	6065	6995	8030	9840
Surface difference per m ² for non-standard sizes			1140	1285	1535	1650	2000



Sailform right | left

PSFR L230	230 x 90 x 75	2.07	4010	4390	4830	5440	6455
PSFR L250	250 x 98 x 75	2.45	4430	4790	5480	6240	7610
PSTR L270	270 x 106 x 75	2.86	5250	5785	6420	7395	8885
PSTR L290	290 x 114 x 75	3.31	5970	6605	7340	8550	10320
Surface difference per m ² for non-standard sizes			1140	1285	1535	1650	2000



Segment

PSE200	200 x 100 x 75	2.00	3725	4015	4575	5030	6065
PSE220	220 x 115 x 75	2.53	4335	4860	5575	6205	7545
PSE250	250 x 120 x 75	3.00	5195	5630	6490	7400	9060
PSE280	280 x 130 x 75	3.64	6430	6990	8100	9400	11435
Surface difference per m ² for non-standard sizes			1140	1285	1535	1650	2000

Extra charge Surfac
Extra charge Base

Table stained according to sample, per table and colour
Base steel lacquered in basic or accent color or according to RAL/NCS, per base and per colour
Additional plate leg in deep black lacquered, per leg

280
280
250

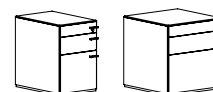
NEXT Desk body | Lowboard

Description Desk- or Lowboard bodies as individual pieces or as an attachment for the desk top. Body can be used as an integrated component of the lowboard or as an individual unit. Incl. cable access between the body and the removeable back. Covering top is always finished as one piece. Lock per element.

Body	lacquered in basic colour
Front	solid wood or paint finish
Handle	white or black, chrome-plated or matt chrom-plated
Locking system	front panel, always on the right side
Top	same colour as body
Visible back	same colour as body
Design	Dante Bonuccelli

Korpus K64

Handle	fix handle I projecting
Configuration	1 Material organizer 1 A6 drawer, incl. 2 dividers, deep black lacquered 1 A4 Hanging file drawer, deep black lacquered incl. standard central lock and visible back



Body width 43 cm:

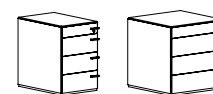
Article	W x D x H in cm	Entire body lacquered (Basic colour)	Beech Heartwood ash	Sycamore Elm Maple Ash	Cherry Oak	Pear Black Walnut with sapwood	Walnut Black Walnut without sapwood Smoked oak
NK6440	43 x 65 x 65	2165	2460	2510	2570	2620	2735

Body width 60 cm:

NK6460	60 x 65 x 65	2370	2700	2750	2815	2870	3005
--------	--------------	------	------	------	------	------	------

Korpus K666

Handle	fix handle I projecting
Configuration	1 Material organizer 1 A6 drawer, incl. 2 dividers, deep black lacquered 2 A6 Drawers without partitions incl. standard central lock and visible back



Body width 43 cm:

NK66640	43 x 65 x 65	2550	2725	2775	2865	2905	3025
---------	--------------	------	------	------	------	------	------

Body width 60 cm:

NK66660	60 x 65 x 65	2780	2995	3045	3125	3170	3310
---------	--------------	------	------	------	------	------	------

Lowboard LBR

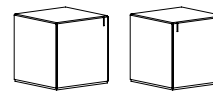
Shelf unit | 1 adjustable shelf



LBR	58 x 65 x 65	1035	1310	1390	1575	1630	1890
-----	--------------	------	------	------	------	------	------

Lowboard LBTR/L

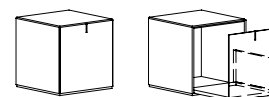
Door unit, left or right fixed
flap handle (flush) | 1 adjustable shelf



LBTR/L	58 x 65 x 65	1300	1720	1805	2030	2135	2345
--------	--------------	------	------	------	------	------	------

Lowboard LBTA

Technical pull-out
with 1 pull-out shelf and a lateral cut-out, left or right
flap handle (flush) | 1 adjustable shelf

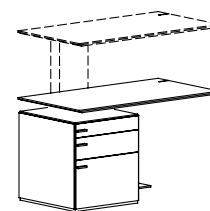


LBTA	58 x 65 x 65	1470	1885	1985	2215	2315	2525
------	--------------	------	------	------	------	------	------

Extra charge Surface	Body lacquered in accent colour or according to RAL/NCS, per lowboard and per colour	280
	Front stained according to sample, per drawer frame	280
Options	Extra charge for active ventilation element (XLE) for equipment that radiates heat	280
Extra charge Locks	Lock for doors, price per element	200
Extra charge Drawer	Drawer in solid wood black leather	910
Extra charge Handles	Handles lacquered in basic or accent colour or according to RAL/NCS, per furniture and per colour	280

NEXT Side work table (height adjustable)

Body	acquired in basic colour
Width of the body	60 cm
Internal partitions	Configuration, see on page 45
Front	Solid wood
Edge	K60, K63 or K79
Handle	white or black, chrome-plated or matt chrom-plated
Locking System	front panel, always at right
Top	solid wood, selection, 28 mm thickness
Surface	lacquered, oiled or soaped
Floor plate	in steel, black or white
Visible back	lacquered in basic colour
Design	Dante Bonuccelli



Width of the body
60 cm

Side work table with desk body K64

Article	L x W x H (work area) in cm	Beech Heartwood ash	Sycamore Elm Maple Ash	Cherry Oak	Pear Black Walnut with sapwood	Walnut Black Walnut without sapwood Smoked oak
NNA13064	130 x 70 x 73-113	6625	6790	7090	7310	7860
NNA14064	140 x 70 x 73-113	6720	6895	7215	7430	8015
NNA15064	150 x 70 x 73-113	6815	7005	7340	7570	8190
Reduced price for front in MDF, with basic colour paint finish		-305	-345	-405	-465	-575
Reduced price with body width 43 cm (instead of 60 cm)		-235	-235	-245	-240	-265

Side work table with desk body K666

NNA130666	130 x 70 x 73-113	6910	7080	7400	7610	8160
NNA140666	140 x 70 x 73-113	7005	7195	7525	7730	8300
NNA150666	150 x 70 x 73-113	7105	7300	7655	7880	8485
Reduced price for front in MDF, with basic colour paint finish		-175	-230	-315	-355	-475
Reduced price with body width 43 cm (instead of 60 cm)		-265	-265	-265	-280	-290

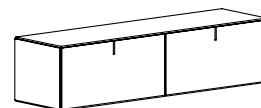
Installing the column lift reduces the usable depth of the drawers by 16 cm

Extra charge Surface	Body lacquered in accent colour or according to RAL/NCS, per body and per colour	280
	Adjustable top stained according to sample, per top and per colour	280
	Front stained according to sample, per body and colour	280
Extra charge Drawer	Drawer in solid wood black leather	910
Extra charge Handles	Handles lacquered in basic or accent colour or according to RAL/NCS, per furniture and per colour	280

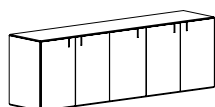
NEXT Board 40

Description Board NEXT, height 40 cm, available as flap and drawer unit.
The units can be set together and arranged in a row as desired.
Top panel is always finished as one piece.
For alternative bases, see on page 45

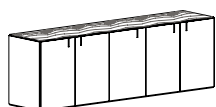
Body lacquered in basic colour
Front solid wood or paint finish
Flap handle white or black, chrome-plated or matt chrom-plated
Top same colour as body
Design Dante Bonuccelli



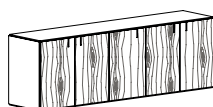
Price 1



Price 2



Price 3



Flap unit Width 43 cm, 80 cm

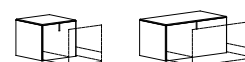
With 1 adjustable shelf | 1 box file height | **horizontal wood grain for flaps!**



Article	W x D x H in cm		Entire body lacquered (Basic colour)	Beech Heartwood ash	Sycamore Elm Maple Ash	Cherry Oak	Pear (over 180 cm longitudinally jointed) Black Walnut with sapwood	Walnut (over 240 cm longitudinally jointed) Black Walnut without sapwood Smoked oak
NB40K43P1	43 x 45 x 40	Price 1	1160	-	-	-	-	-
NB40K43P2	43 x 45 x 40	Price 2	-	1330	1415	1545	1595	1760
NB40K43P3	43 x 45 x 40	Price 1	-	1330	1415	1545	1595	1760
NB40K80P1	80 x 45 x 40	Price 1	1545	-	-	-	-	-
NB40K80P2	80 x 45 x 40	Price 2	-	1710	1800	1940	1980	2140
NB40K80P3	80 x 45 x 40	Price 3	-	1710	1800	1940	1980	2140
2 visible sides in solid wood left right				465	475	485	530	600

Drawer unit width 43 cm, 80 cm

Horizontal wood grain for drawer front!



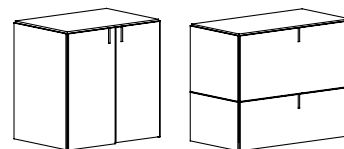
NB40S43P1	43 x 45 x 40	Price 1	1355	-	-	-	-	-
NB40S43P2	43 x 45 x 40	Price 2	-	1525	1610	1745	1785	1945
NB40S43P1	43 x 45 x 40	Price 3	-	1525	1610	1745	1785	1945
NB40S80P1	80 x 45 x 40	Price 1	1760	-	-	-	-	-
NB40S80P2	80 x 45 x 40	Price 2	-	1910	2000	2140	2175	2335
NB40S80P3	80 x 45 x 40	Price 3	-	1910	2000	2140	2175	2335
2 visible sides in solid wood left right			-	465	475	485	530	600

Extra charge Surface	Front/top lacquered in accent colour or according to RAL/NCS, per board and per colour	280
	body lacquered in accent colour or according to RAL/NCS, per board and per colour	280
Extra charge Locks	Lock for doors, price per element 43 cm or 80 cm	400
Extra charge Handles	Handles lacquered in basic or accent colour or according to RAL/NCS, per furniture and per colour	280

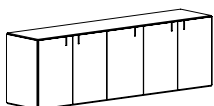
NEXT Board 65

Description Board NEXT, height 65 cm, available as door, flap and drawer unit.
The units can be set together and arranged in a row as desired.
Top panel is always finished as one piece.
For alternative bases, see on page 45

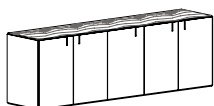
Body lacquered in basic colour
Front solid wood or paint finish
Flap handle white or black, chrome-plated or matt chrom-plated
Top same colour as body
Inner drawers same colour as body
Design Dante Bonuccelli



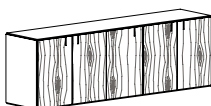
Price 1



Price 2



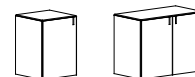
Price 3



Door unit

Width 43 cm (single door), 80 cm (double)

With 1 adjustable shelf | 1 box file height | **vertical wood grain for doors!**



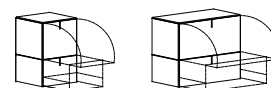
Article	W x D x H in cm		Entire body lacquered (Basic colour)	Beech Heartwood ash	Sycamore Elm Maple Ash	Cherry Oak	Pear (over 180 cm longitudinally jointed) Black Walnut with sapwood	Walnut (over 240 cm longitudinally jointed) Black Walnut without sapwood Smoked oak
NB65T43P1	43 x 45 x 65	Price 1	1265	-	-	-	-	-
NB65T43P2	43 x 45 x 65	Price 2	-	1415	1490	1625	1655	1800
NB65T43P3	43 x 45 x 65	Price 3	-	1355	1445	1580	1625	1775
NB65T80P1	80 x 45 x 65	Price 1	1800	-	-	-	-	-
NB65T80P2	80 x 45 x 65	Price 2	-	1960	2030	2160	2195	2340
NB65T80P3	80 x 45 x 65	Price 3	-	2060	2245	2520	2580	2855
2 visible sides in solid wood left right				525	600	620	700	805

Flap-/ Drawer unit

Width 43 cm, 80 cm

Flap unit with 1 adjustable shelf | 1 box file height

Horizontal wood grain for drawers and flap front!



NB65KS43P1	43 x 45 x 65	Price 1	1855	-	-	-	-	-
NB65KS43P2	43 x 45 x 65	Price 2	-	2010	2080	2210	2245	2400
NB65KS43P3	43 x 45 x 65	Price 3	-	2330	2425	2580	2645	2950
NB65KS80P1	80 x 45 x 65	Price 1	2415	-	-	-	-	-
NB65KS80P2	80 x 45 x 65	Price 2	-	2565	2645	2770	2810	2955
NB65KS80P3	80 x 45 x 65	Price 3	-	2850	2965	3190	3250	3605
2 visible sides in solid wood left right			-	525	600	620	700	805

Safety information

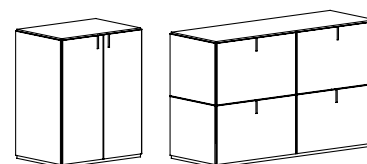
Unit could tip over! If two drawers are positioned one on top of the other the furniture must be secured using the wall mount supplied.

Extra charge Surface	Front/top stained according to sample, per board and per colour	280
	Body lacquered in accent colour or according to RAL/NCS, per board and per colour	280
Extra charge Locks	Lock for doors, price per element	200
	Price per flap- or drawer unit 43 cm or 80 cm	400
Extra charge Handles	Handles lacquered in basic or accent colour or according to RAL/NCS, per furniture and per colour	280
Options	Extra charge for drawer/s instead of flap/s, price for section width 43 cm	180
	Extra charge for drawer/s instead of flap/s, price for section width 80 cm	200

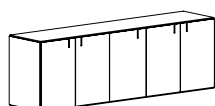
NEXT Board 80

Description Board NEXT, height 80 cm, available as door, flap and drawer unit.
The units can be set together and arranged in a row as desired.
Top panel is always finished as one piece.
For alternative bases, see on page 45

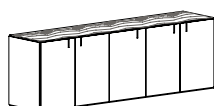
Body lacquered in basic colour
Froont solid wood or paint finish
Flap handle white or black, chrome-plated or matt chrom-plated
Top same colour as body
Inner drawers same colour as body
Design Dante Bonuccelli



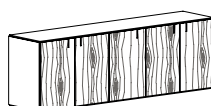
Price 1



Price 2



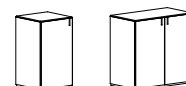
Price 3



Door unit

Weidht 43 cm (single door), 80 cm (double)

With 1 adjustable shelf | 2 box file heights | **vertical wood grain for doors!**



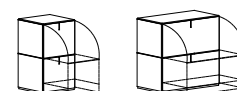
Article	W x D x H in cm		Entire body lacquered (Basic colour)	Beech Heartwood ash	Sycamore Elm Maple Ash	Cherry Oak	Pear (over 180 cm longitudinally jointed) Black Walnut with sapwood	Walnut (over 240 cm longitudinally jointed) Black Walnut without sapwood Smoked oak
NB80T43P1	43 x 45 x 80	Price 1	1380	-	-	-	-	-
NB80T43P2	43 x 45 x 80	Price 2	-	1540	1625	1765	1800	1960
NB80T43P3	43 x 45 x 80	Price 3	-	1470	1565	1720	1770	1930
NB80T80P1	80 x 45 x 80	Price 1	1960	-	-	-	-	-
NB80T80P2	80 x 45 x 80	Price 2	-	2130	2215	2345	2385	2550
NB80T80P3	80 x 45 x 80	Price 3	-	2245	2445	2730	2805	3105
2 visible sides in solid wood left right			-	595	655	680	775	915

Flap-/ Drawer unit

Weidht 43 cm, 80 cm

Flap unit with 1 adjustable shelf | 1 box file height

Horizontal wood grain for drawer and flap front!



NB80KS43P1	43 x 45 x 80	Price 1	2010	-	-	-	-	-
NB80KS43P2	43 x 45 x 80	Price 2	-	2170	2250	2385	2425	2580
NB80KS43P3	43 x 45 x 80	Price 3	-	2525	2630	2800	2870	3210
NB80KS80P1	80 x 45 x 80	Price 1	2615	-	-	-	-	-
NB80KS80P2	80 x 45 x 80	Price 2	-	2775	2870	3005	3045	3210
NB80KS80P3	80 x 45 x 80	Price 3	-	3085	3215	3445	3520	3900
2 visible sides in solid wood left right			-	595	655	680	775	915

Safety information

Unit could tip over! If two drawers are positioned one on top of the other the furniture must be secured using the wall mount supplied.

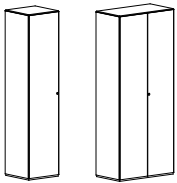
Extra charge Surface	Front/top stained according to sample, per board and per colour	280
	body lacquered in accent colour or according to RAL/NCS, per lowboard and per colour	280
Extra charge Locks	Lock for doors, price per element	200
	Price per flap- or drawer unit 43 cm or 80 cm	400
Extra charge Handles	Handles lacquered in basic or accent colour or according to RAL/NCS, per furniture and per colour	280
Options	Extra charge for drawer/s instead of flap/s, price for section width 43 cm	180
	Extra charge for drawer/s instead of flap/s, price for section width 80 cm	200

NEXT Cabinet 220

Description	Board NEXT, height 220 cm, available as door unit. The units can be set together and arranged in a row as desired
Body	in basic colour
Doors	paint finish (in body colour) or veneered
Handle/Lock	Rotary rod lock with lock barrel
Design	Dante Bonuccelli

Door unit
Width 43 cm (single door), 80 cm (double)

Doors veneered | Body paint finish (basic colour) | with 5 shelves | 6 box file heights



Article	W x D x H in cm	Entire body lacquered <small>(Basic colour)</small>	Beech Heartwood ash	Sycamore Elm Maple Ash	Cherry Oak	Pear Black Walnut <small>with sapwood</small>	Walnut Black Walnut <small>without sapwood</small> Smoked oak
NS220T43	43 x 45 x 220	2065	2285	2380	2580	2660	2840
NS220T80	80 x 45 x 220	3045	3420	3600	4000	4150	4535

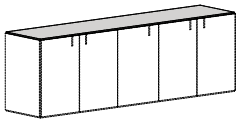
Extra charge Surface	Front stained according to sample, per furniture and per colour	280
	body lacquered in accent colour or according to RAL/NCS, per furniture and per colour	280

NEXT Options Top

Stone top panel (Natural stone,standard range)

Upcharge per unit (in addition to price 1 or price 3)

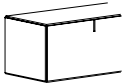
Unit width 43	235
Unit width 80	450



NEXT Bases

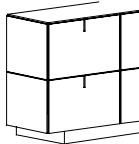
Standard configuration: No plinth (blank plinth only)

blank plinth only	0
-------------------	---



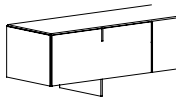
Plinth frame I Height 5–20 cm

MPSO	Size depends on configuration of furniture MDF lacquered, same colour as storage unit	one-price	275
------	---	-----------	-----



Plinth end frame I Height 15 cm

MPSOWS15	2 end panel feet steel lacquered, same colour as storage unit	one-price	455
MPSOWA15	2 end panel feet Aluminium natural anodised finish	one-price	455
MPSOWASB15	2 end panel feet Black brushed aluminium or bronze anodised	one-price	590



NEXT

Board | Options

Painted shelf

(price added or deducted)

NFA	Unit width 43 cm	1 item	70
	Unit width 80 cm	1 item	100

Painted pull-out shelf

(single pull-out action)

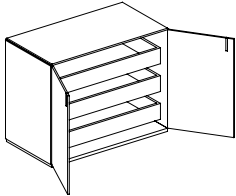
NAZFA	Unit width 43 cm	1 item	330
	Unit width 80 cm	1 item	370

Inner drawer

Version: Fully lacquered in body colour

Inner Drawers (behind doors) individually mounted (pre-drilled holes)

1 item



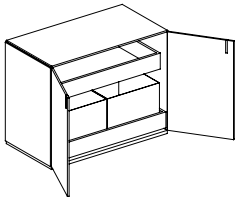
NIS43	Unit width 43 cm	for Board 40 up to 1 are possible per compartment height for Board 65 up to 3 are possible per compartment height for Board 80 up to 4 are possible per compartment height	1 item	340
NIS80	Unit width 80 cm	for Board 40 up to 1 are possible per compartment height for Board 65 up to 3 are possible per compartment height for Board 80 up to 4 are possible per compartment height	1 item	380

A4 suspended file

(insert only, not incl. drawer)

for compartment width 43 cm: 1 insert per drawer is possible

for compartment width 80 cm: 2 inserts per drawer is possible



NHR	metal black, as insert for internal drawer/front drawer	1 item	120
-----	---	--------	-----

Visible backs

Width 43 cm/Width 80 cm	on demand
-------------------------	-----------

NEXT

Options

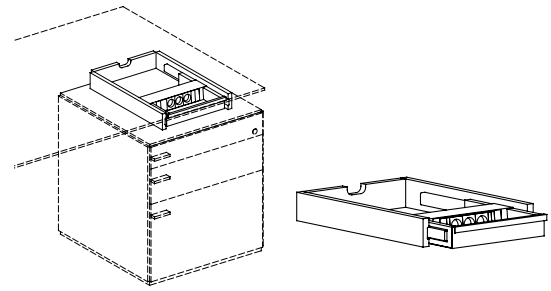
NEXT Electrical box

Only useable in combination with NEXT Lowboard and desk body. The box acts as a connecting unit between the lowboard and the table top. The electrical wiring passes through the body. The box contains 3 cut-outs or 1 power bar for the wiring.

Standard configuration: 2 x power, 1 x blank.

Incl. power cable 3 m, exclusive connecting cable.

This price is an **extra charge** and therefore only applies for this **additional unit in the combination**.



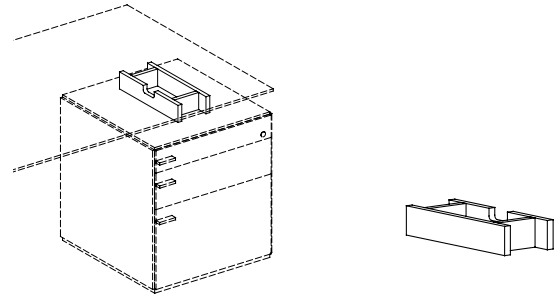
ZOOMELB1	42 x 30 x 7
STL	1 bar configured as requested

825
on demand

Connecting unit

Fixed connection between body and table top in MDF aluminium coloured or black finish, incl. hidden cable channel through body and under the table top.

This element is only possible as an addition to the NEXT desk (page 38)



NXAB	MDF aluminium coloured or black finish
------	--

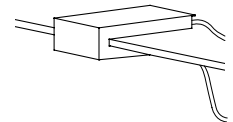
1 item

0

Cable shoe

Is attached to the table edge and holds and also conceals cables.

Attention: While using the cable shoe, only edges K60, K63 or K79 are available.



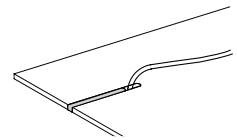
NXKS	20 x 10 x 10	black or white lacquered or polished chrome-plated, matt chrome-plated
------	--------------	--

580

Cut out for cable

Milled sidewise (in direction of the grain!), with cover in aluminium black or white lacquered and polished chrome-plated or matt chrome-plated.

While using the cut out, only edges K60, K63 or K79 are available.

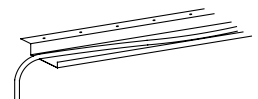


KDS	16 x 1.4 x 2.8	black or white lacquered or polished chrome-plated, matt chrome-plated
-----	----------------	--

435

Cable Channel Set (horizontal)

Attached directly under the table top to carry cables, made from perforated black sheet, and is the same length as the table top, 1 set consists of 3 sections à 50 cm.



KK6	X x 6 x 3	perforated black sheet metal
-----	-----------	------------------------------

1 Set

200

NEXT Cable channel (vertical)

Is fixed to the NEXT plate leg via a magnetic connection. Acts as a cable channel and cable cover.

Version: Steel lacquered as the base



NKKV	69 x 8 x 4	Stahlblech lackiert wie Scheibenfuss
------	------------	--------------------------------------

455

Black leather desk blotter

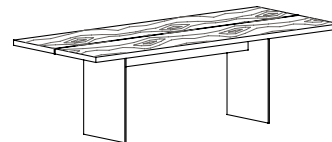
LPRE	70 x 45
------	---------

480

Rectangular table	50 - 51
Conference table	52
Overview of connecting bars / side panel widths	53
Round Table	54
Bench	55
Office combination	56
Individual work station (height adjustable)	57
Individual tables for combinations	57
Side work station (height adjustable)	58
Desk body	59
Lowboard	60 - 61
Storage furniture	62 - 66
Options	67 - 71

TIX Rectangular | naturart | aluminium

Top	Solid wood naturart, 40 mm thickness, with longitudinal centered space
Edge	K25
Surface	natural, oiled or soaped, cracks and knots can be black filled and sealed or alternatively left natural
Base	2 solid aluminium rectangles with a visible mounting connector, brushed with natural anodised finish
Design	Dante Bonuccelli



Maximum table length 260 cm | Maximum table width 100 cm

Article	L x W x H in cm	Table area m ²	Heartwood beech naturart	Elm naturart	Sycamore Oak naturart	Walnut naturart (length over 280 cm, please demand)
TIXNA180	180 x 90 x 75	1.62	4060	4315	4430	5870
TIXNA190	190 x 90 x 75	1.71	4210	4480	4585	6175
TIXNA200	200 x 90 x 75	1.80	4365	4650	4750	6470
TIXNA210	210 x 90 x 75	1.89	4490	4785	4895	6775
TIXNA220	220 x 90 x 75	1.98	4650	4950	5070	7080
TIXNA230	230 x 90 x 75	2.07	4765	5105	5225	7385
TIXNA240	240 x 100 x 75	2.40	5260	5665	5780	8360
TIXNA250	250 x 100 x 75	2.50	5410	5815	5930	8720
TIXNA260	260 x 100 x 75	2.60	5625	6055	6165	9095
Surface difference per m ² for non-standard sizes			1140	1285	1535	2000

TIX Rectangular table | naturart | steel

Base	Top, edge and surface: see description on the top of the page 2 rectangles with visible mounting connections, steel lacquered aluminium colour or oiled untreated steel
------	--

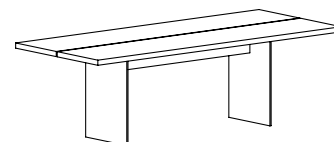
TIXNS180	180 x 90 x 74	1.62	3500	3745	3895	5305
TIXNS190	190 x 90 x 74	1.71	3645	3905	4045	5610
TIXNS200	200 x 90 x 74	1.80	3815	4060	4210	5920
TIXNS210	210 x 90 x 74	1.89	3920	4210	4360	6205
TIXNS220	220 x 90 x 74	1.98	4080	4380	4515	6525
TIXNS230	230 x 90 x 74	2.07	4210	4520	4670	6825
TIXNS240	240 x 100 x 74	2.40	4720	5090	5235	7800
TIXNS250	250 x 100 x 74	2.50	4860	5245	5395	8160
TIXNS260	260 x 100 x 74	2.60	5075	5475	5615	8620
TIXNS270	270 x 100 x 74	2.70	5295	5720	5865	9095
TIXNS280	280 x 100 x 74	2.80	5520	5975	6115	9580
TIXNS290	290 x 100 x 74	2.90	5705	6185	6330	10085
TIXNS300	300 x 100 x 74	3.00	5900	6405	6550	10595
TIXNS310	310 x 110 x 74	3.41	6820	7385	8035	12515
TIXNS320	320 x 110 x 74	3.52	7275	7880	8555	13505
TIXNS330	330 x 110 x 74	3.63	7535	8150	8865	14350
TIXNS340	340 x 110 x 74	3.74	8035	8715	9465	15505
TIXNS350	350 x 110 x 74	3.85	8475	9195	9990	16555
TIXNS360	360 x 110 x 74	3.96	8975	9745	10610	17645
TIXNS370	370 x 110 x 74	4.07	9445	10255	11160	18785
TIXNS380	380 x 110 x 74	4.18	9980	10845	11800	19975
TIXNS390	390 x 110 x 74	4.29	10470	11375	12390	21215
TIXNS400	400 x 110 x 74	4.40	11040	12000	13085	22485
Surface difference per m ² for non-standard sizes			1140	1285	1535	2000

Base positions, connecting bar lengths, side panel width: see on page 53

Extra charge Surface	Single-piece table top (no centre joint line)	0
	Table stained according to sample, per table and colour	280
Extra charge Base	Base steel lacquered in basic or accent colour or according to RAL or NCS, per base and per colour	353
	Base in solid aluminium brushed bronze or black anodised	330
	Shortened aluminium blade legs, natural anodised finish	280
	Shortened steels blade legs, painted in alum. or untreated steel	545
Extra charge Connecting bars	Special connecting bar for lengths under 130 cm	180
	Special connecting bar for lengths over 160 cm	315

TIX Rectangular table | Selection | aluminium

Top	Solid wood, selection, 40 mm thickness, with longitudinal centered space
Edge	K25
Surface	lacquered, oiled or soaped
Base	2 solid aluminium rectangles with a visible mounting connector, brushed with natural anodised finish
Design	Dante Bonuccelli



Maximum Table length 260 cm | Maximum Table width 100 cm

Article	L x W x H in cm	Table area m ²	Beech Heartwood ash	Sycamore Elm Maple Ash	Cherry Oak	Pear (over 180 cm longitudinally jointed) Black Walnut with sapwood	Walnut (over 240 cm longitudinally jointed) Black Walnut without sapwood Smoked oak
TIXWA180	180 x 90 x 75	1.62	4315	4750	5220	5770	6725
TIXWA190	190 x 90 x 75	1.71	4490	4940	5440	6065	7100
TIXWA200	200 x 90 x 75	1.80	4650	5130	5670	6355	7460
TIXWA210	210 x 90 x 75	1.89	4830	5320	5900	6645	7820
TIXWA220	220 x 90 x 75	1.98	5000	5535	6130	6940	8190
TIXWA230	230 x 90 x 75	2.07	5175	5740	6365	7245	8575
TIXWA240	240 x 100 x 75	2.40	5740	6405	7130	8205	9755
TIXWA250	250 x 100 x 75	2.50	5930	6635	7400	8545	10195
TIXWA260	260 x 100 x 75	2.60	6135	6860	7685	8900	10645
Surface difference per m ² for non-standard sizes			1140	1285	1535	1645	2000

TIX Rectangular table | Selection | steel

Base	Top, edge and surface: see description on the top of the page 2 rectangles with visible mounting connections, steel lacquered aluminium colour, or oiled untreated steel
------	---

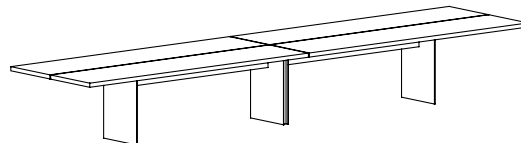
TIXWS180	180 x 90 x 74	1.62	3755	4170	4650	5200	6175
TIXWS190	190 x 90 x 74	1.71	3910	4345	4860	5485	6550
TIXWS200	200 x 90 x 74	1.80	4080	4550	5090	5775	6915
TIXWS210	210 x 90 x 74	1.89	4245	4740	5320	6065	7270
TIXWS220	220 x 90 x 74	1.98	4430	4940	5555	6365	7660
TIXWS230	230 x 90 x 74	2.07	4595	5140	5795	6670	8030
TIXWS240	240 x 100 x 74	2.40	5175	5810	6565	7620	9210
TIXWS250	250 x 100 x 74	2.50	5420	6110	6895	8055	9750
TIXWS260	260 x 100 x 74	2.60	5690	6405	7245	8505	10415
TIXWS270	270 x 100 x 74	2.70	5775	6525	7385	8700	10775
TIXWS280	280 x 100 x 74	2.80	5985	6765	7675	9120	11350
TIXWS290	290 x 100 x 74	2.90	6200	7015	7965	9550	11965
TIXWS300	300 x 100 x 74	3.00	6415	7270	8245	9995	12595
TIXWS310	310 x 110 x 74	3.41	7425	8405	9545	11590	14580
TIXWS320	320 x 110 x 74	3.52	7880	8890	10095	12270	14815
TIXWS330	330 x 110 x 74	3.63	8175	9230	10475	12795	15465
TIXWS340	340 x 110 x 74	3.74	8455	9575	10870	13320	16140
TIXWS350	350 x 110 x 74	3.85	8765	9920	11285	13885	16830
TIXWS360	360 x 110 x 74	3.96	9080	10280	11695	14445	17515
TIXWS370	370 x 110 x 74	4.07	9385	10645	12115	15020	18245
TIXWS380	380 x 110 x 74	4.18	9695	11005	12520	15610	18970
TIXWS390	390 x 110 x 74	4.29	10005	11360	12935	16215	19720
TIXWS400	400 x 110 x 74	4.40	10320	11735	13370	16830	20475
Surface difference per m ² for non-standard sizes			1140	1285	1535	1645	2000

Base positions, conneting bar lengths, side panel width: see on page 53

Extra charge Surface	Single-piece table top (no centre joint line)	0
	Table stained according to sample, per table and colour	280
Extra charge Base	Base steel lacquered in basic or accent colour or according to RAL or NCS, per base and per colour	535
	Base in solid aluminium brushed bronze or black anodised	330
	Shortened aluminium blade legs, natural anodised finish	280
	Shortened steels blade legs, painted in alum. or untreated steel	545
Extra charge Connecting bars	Special connecting bar for lengths under 130 cm	180
	Special connecting bar for lengths over 160 cm	315

TIX Conference table | Selection | steel

Top	Solid wood, selection, 40 mm thickness, 4-parts with lengthwise centered space and crosswise spacing Wood grain pattern not continuous
Edge	K25
Surface	lacquered, oiled or soaped
Base	2 thin rectangular outer bases and 1 doubled (in width) in the centre, for hidden cable access, with 2 visible mounting connections. Steel in aluminium-colour finish or untreated oiled finish
Design	Dante Bonuccelli



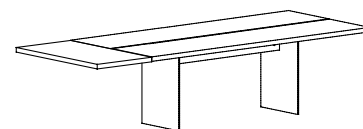
Article	L x W x H in cm	Table area m ²	Beech Heartwood ash	Sycamore Elm Maple Ash	Cherry Oak	Pear (over 180 cm longitudinally jointed) Black Walnut with sapwood	Walnut (over 240 cm longitudinally jointed) Black Walnut without sapwood Smoked oak
XCWS400	400 x 120 x 74 (2 x 200)	4.80	11580	12870	14160	16085	19020
XCWS420	420 x 120 x 74 (2 x 210)	5.04	11945	13295	14655	16780	19915
XCWS440	440 x 120 x 74 (2 x 220)	5.28	12390	13795	15255	17495	20800
XCWS460	460 x 120 x 74 (2 x 230)	5.52	12935	14405	15920	18525	22050
XCWS480	480 x 120 x 74 (2 x 240)	5.76	13380	14930	16545	19260	22985
XCWS500	500 x 120 x 74 (2 x 250)	6.00	13940	15540	17230	20185	24105
XCWS520	520 x 120 x 74 (2 x 260)	6.24	14500	16185	17975	21110	25235
XCWS540	540 x 120 x 74 (2 x 270)	6.48	15055	16840	18745	22025	26400
XCWS560	560 x 120 x 74 (2 x 280)	6.72	15635	17515	19535	23125	27790
XCWS580	580 x 120 x 74 (2 x 290)	6.96	16125	18085	20205	24270	29220
XCWS600	600 x 130 x 74 (2 x 300)	7.80	17805	20005	22415	27340	33040
XCWS620	620 x 130 x 74 (2 x 310)	8.06	18245	20505	23005	28090	33985
XCWS640	640 x 130 x 74 (2 x 320)	8.32	18800	21145	23755	29035	35165
XCWS660	660 x 130 x 74 (2 x 330)	8.58	19235	21655	24345	29985	36365
XCWS680	680 x 130 x 74 (2 x 340)	8.84	19805	22310	25125	31145	37820
XCWS700	700 x 130 x 74 (2 x 350)	9.10	20420	23010	25890	32520	39495
Surface difference per m ² for non-standard sizes			1140	1285	1535	1645	2000

Base positions, connecting bar lengths, side panel width: see on page 59

ASV Attachable extension (TIX rectangular table)

Attachable extension in solid wood. The extension hardware is supplied with the extension piece. Recommended for table widths from 90 - 100 cm.

The wood grain in the extension piece runs crosswise. Small size differences between the table top and the extension are possible.



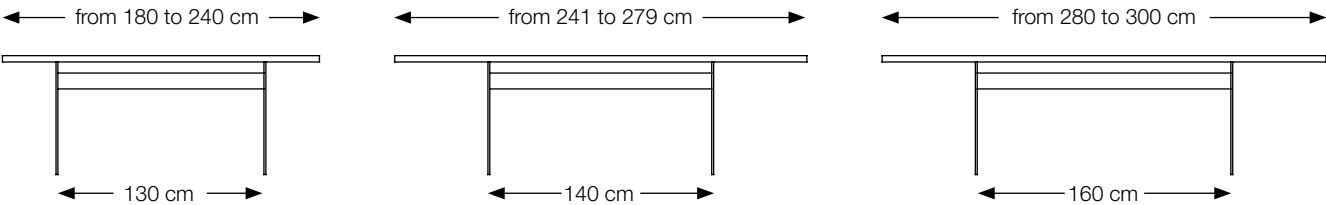
Article	L x W in cm	Beech Heartwood ash	Sycamore Elm Maple Ash	Cherry Oak	Pear (over 180 cm longitudinally jointed) Black Walnut with sapwood	Walnut (over 240 cm longitudinally jointed) Black Walnut without sapwood Smoked oak
ASV40	90 x 60 BV 40 Selection	1455	1550	1695	1790	2025
ASV40N	90 x 60 Adapted for the naturart, 40 mm thickness	1275	1365	1495	1575	1785
Surface difference per m ² for non-standard sizes		1140	1285	1535	1645	2000

Extra charge Surface	Single-piece table top (no centre joint line)	on demand
	Table stained according to sample, per table and colour	455
Extra charge Base	Base steel lacquered in basic or accent colour or according to RAL or NCS, per base and per colour	900
Option	Solid wood with natural features (Naturart)	0
	Continuous wood grain pattern	on demand

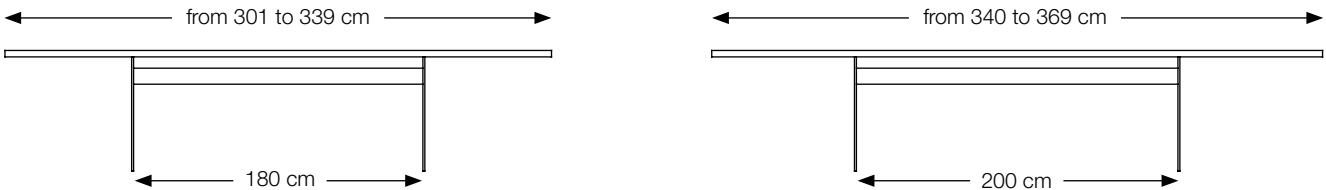
TIX Connecting bar lengths

Items for base frames and mounting connections (in aluminium and steel)

Non-Standard lengths of mounting connections available to special order



Base position and connecting bar lengths

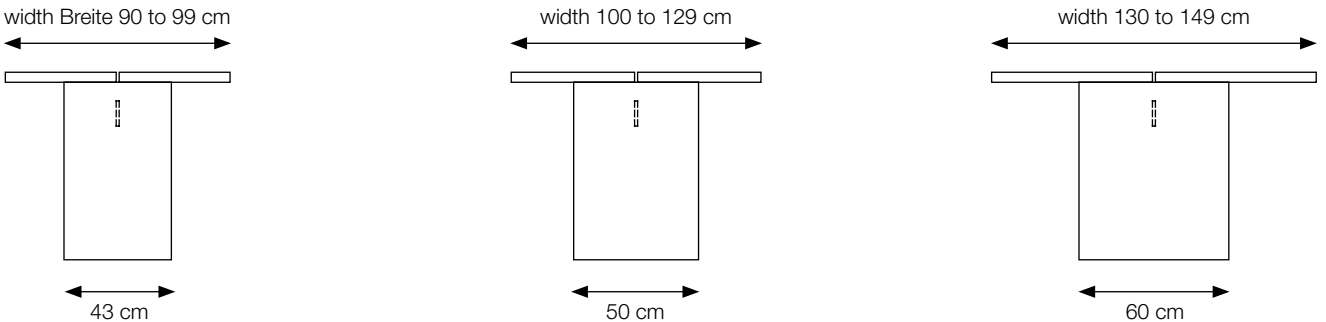


from length 370 to 400 cm: 230 cm
from length 480 to 510 cm: 2 x 160 cm
from length 600 to 630 cm: 2 x 220 cm
from length 680 to 690 cm: 2 x 250 cm

from length 400 to 430 cm: 2 x 135 cm
from length 520 to 550 cm: 2 x 180 cm
from length 640 to 650 cm: 2 x 230 cm
from length 700 to 710 cm: 2 x 260 cm

from length 440 to 470 cm: 2 x 145 cm
from length 560 to 590 cm: 2 x 200 cm
from length 660 to 670 cm: 2 x 240 cm

TIX Rectangles (Please enquire for table widths above 150 cm)



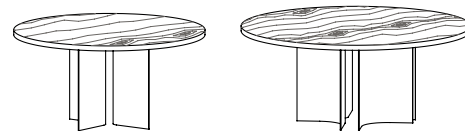
- Aluminium brushed natural anodised
- oiled untreated steel
- steel lacquered aluminium colour

- Aluminium brushed natural anodised (Max. table length 260 cm | Max. table width 100 cm)
- oiled untreated steel
- steel lacquered aluminium colour

- oiled untreated steel
- steel lacquered aluminium colour

TIX Round table | naturart | steel

Top	Solid wood naturart, 40 mm thickness
Edge	K25
Surface	natural, oiled or soaped, cracks and knots can be black filled and sealed or alternatively left natural
Base	2 or 4 right angle curved steel bases
Design	with aluminium colour finish or untreated oiled finish Dante Bonuccelli

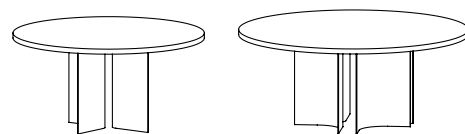


Article	Ø x H in cm	Table area m²	Heartwood beech naturart	Elm naturart	Sycamore Oak naturart	Walnut naturart
TIXRDNS130	Ø 130 x 74 (2 right angles curved 43 cm)	1.69	4105	4345	4460	5810
TIXRDNS140	Ø 140 x 74 (2 right angles curved 43 cm)	1.96	4470	4745	4860	6470
TIXRDNS150	Ø 150 x 74 (2 right angles curved 55 cm)	2.25	4860	5185	5300	7225
TIXRDNS160	Ø 160 x 74 (2 right angles curved 55 cm)	2.56	5310	5695	6060	8010
TIXRDNS170	Ø 170 x 74 (4 right angles curved 43 cm)	2.89	7130	7555	7970	10200
TIXRDNS180	Ø 180 x 74 (4 right angles curved 43 cm)	3.24	7665	8140	8600	11220
TIXRDNS190	Ø 190 x 74 (4 right angles curved 43 cm)	3.61	8235	8765	9295	12320
TIXRDNS200	Ø 200 x 74 (4 right angles curved 55 cm)	4.00	8835	9435	10030	13460
Surface difference per m² for non-standard sizes			1140	1285	1535	2000

Additional top forms (round, rectangular, elliptical, boat-shaped etc.) could also be manufactured.

TIX Round table | Selection | steel

Top	Solid wood, selection, 40 mm thickness
Edge	K25
Surface	lacquered, oiled or soaped
Base	2 or 4 right angle curved steel bases with aluminium colour finish or untreated oiled finish
Design	Dante Bonuccelli



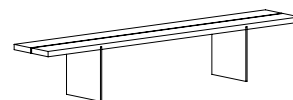
Article	Ø x H in cm	Table area m²	Beech Heartwood ash	Sycamore Elm Maple Ash	Cherry Oak	Pear Black Walnut with sapwood	Walnut Black Walnut without sapwood Smoked oak
TIXRDWS130	Ø 130 x 74 (2 right angles curved 43 cm)	1.69	4360	4785	5200	5800	6755
TIXRDWS140	Ø 140 x 74 (2 right angles curved 43 cm)	1.96	4760	5255	5760	6420	7515
TIXRDWS150	Ø 150 x 74 (2 right angles curved 55 cm)	2.25	5220	5780	6355	7120	8410
TIXRDWS160	Ø 160 x 74 (2 right angles curved 55 cm)	2.56	5695	6345	7005	7920	9435
TIXRDWS170	Ø 170 x 74 (4 right angles curved 43 cm)	2.89	7535	8265	9010	10105	11840
TIXRDWS180	Ø 180 x 74 (4 right angles curved 43 cm)	3.24	8115	8950	9805	11110	13085
TIXRDWS190	Ø 190 x 74 (4 right angles curved 43 cm)	3.61	8735	9685	10645	12185	14440
TIXRDWS200	Ø 200 x 74 (4 right angles curved 55 cm)	4.00	9410	10475	11530	13310	15815
Surface difference per m² for non-standard sizes			1140	1285	1535	1645	2000

Additional top forms (round, rectangular, elliptical, boat-shaped etc.) could also be manufactured.

Extra charge Surface	Table stained according to sample, per table and colour	280
Extra charge Base	2 right angle curved lacquered in basic or accent colour or according to RAL/NCS, per base and per colour	455
	4 right angle curved steel bases in basic or accent colour or according to RAL/NCS, per base and per colour	900

TIX Bench | Selection

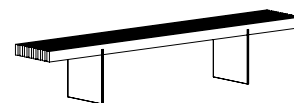
Top	Solid wood, selection, 40 mm thickness, separated by a slight, longitudinal centered space
Edge	K25
Surface	lacquered, oiled or soaped
Base	2 solid aluminium rectangles, brushed with natural anodised finish or oiled untreated steel
Design	Dante Bonuccelli



Article	L x W x H in cm	Seating area m²	Beech Heartwood ash	Sycamore Elm Maple Ash	Cherry Oak	Pear (over 180 cm longitudinally jointed) Black Walnut with sapwood	Walnut (over 240 cm longitudinally jointed) Black Walnut without sapwood Smoked oak
TIXBA120	120 x 40 x 45	0.48	2060	2205	2285	2455	2715
TIXBA140	140 x 40 x 45	0.56	2195	2355	2460	2650	2950
TIXBA160	160 x 40 x 45	0.64	2345	2525	2655	2870	3210
TIXBA180	180 x 40 x 45	0.72	2500	2715	2865	3120	3525
TIXBA200	200 x 40 x 45	0.80	2750	2985	3160	3470	3925
TIXBA220	220 x 40 x 45	0.88	2900	3160	3355	3710	4240
TIXBA240	240 x 40 x 45	0.96	3060	3335	3550	4000	4585
TIXBA260	260 x 40 x 45	1.04	3320	3630	3865	4380	5040
TIXBA280	280 x 40 x 45	1.12	3540	3865	4145	4740	5480
TIXBA300	300 x 40 x 45	1.20	3725	4080	4390	5130	5985

TIX Bench | Rails

Top	Solid wood, 40 mm thickness, 8 solid wood rails 30 x 80 mm
Edge	K25
Surface	lacquered, oiled or soaped
Base	2 solid aluminium rectangles, brushed with natural anodised finish or oiled untreated steel
Design	Dante Bonuccelli



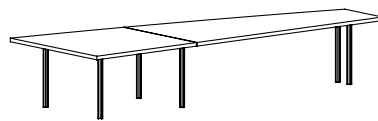
Article	L x W x H in cm	Seating area m²	Beech Heartwood ash	Sycamore Elm Maple Ash	Cherry Oak	Pear (over 180 cm longitudinally jointed) Black Walnut with sapwood	Walnut (over 240 cm longitudinally jointed) Black Walnut without sapwood Smoked oak
TIXBAL120	120 x 45 x 45	0.54	2810	2940	3190	3380	3845
TIXBAL140	140 x 45 x 45	0.63	3020	3185	3490	3685	4225
TIXBAL160	160 x 45 x 45	0.72	3275	3460	3810	4040	4670
TIXBAL180	180 x 45 x 45	0.81	3530	3730	4135	4430	5170
TIXBAL200	200 x 45 x 45	0.90	3800	4020	4485	4850	5690
TIXBAL220	220 x 45 x 45	0.99	4040	4300	4795	5240	6180
TIXBAL240	240 x 45 x 45	1.08	4385	4665	5225	5775	6825
TIXBAL260	260 x 45 x 45	1.17	4750	5075	5690	6340	7510
TIXBAL280	280 x 45 x 45	1.26	5205	5550	6235	7005	8320
TIXBAL300	300 x 45 x 45	1.35	5605	5985	6735	7740	9230

Extra charge Surface	Bench stained according to sample, per table and colour	280
Extra charge Base	Base lacquered in basic or accent colour or according to RAL/NCS, per base and per colour	535
	Base in solid aluminium brushed with bronze or black anodised finish	330

TIX

Office | Double combination

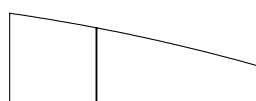
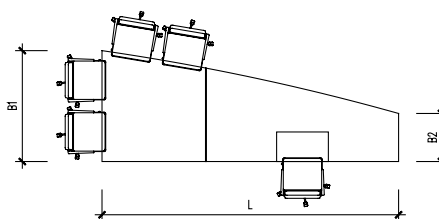
Description	These basic units are a complete combination with conference table and desk , incl. feet.
Top	Solid wood, selection, 40 mm thickness, Shape as requested (see below)
Edge	K25
Surface	lacquered, oiled or soaped
Base	T- and/or X-feet, aluminium natural anodised
Design	Dante Bonuccelli



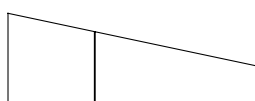
Article	L x W1 x W2 x H in cm	Beech Heartwood ash	Sycamore Elm Maple Ash	Cherry Oak	Pear (over 180 cm longitudinally jointed) Black Walnut with sapwood	Walnut (over 240 cm longitudinally jointed) Black Walnut without sapwood Smoked oak
X2KC300	300 x 130 x 65 x 75	8265	9140	10110	11240	13390
X2KC310	310 x 130 x 65 x 75	8495	9395	10420	11635	13885
X2KC320	320 x 130 x 65 x 75	8725	9660	10720	11990	14330
X2KC330	330 x 130 x 65 x 75	9105	10095	11220	12615	15110
X2KC340	340 x 140 x 65 x 75	9525	10565	11760	13245	15885
X2KC350	350 x 140 x 65 x 75	9780	10845	12090	13620	16355
X2KC360	360 x 140 x 65 x 75	10190	11315	12625	14385	17295
X2KC370	370 x 140 x 65 x 75	10665	11855	13250	15110	18215
X2KC380	380 x 150 x 65 x 75	11155	12405	13880	15790	19060
X2KC390	390 x 150 x 65 x 75	11605	12915	14475	16555	20005
X2KC400	400 x 150 x 65 x 75	11965	13315	14935	17100	20680
Surface difference per m ² for non-standard sizes		1140	1285	1535	1645	2000

The individual tables in the combinations are possible in the following length measurements:

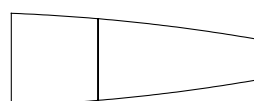
Article	Length of the combination	Length of the conference table	Length of the work table
X2KC300	300	120	180
X2KC310	310	120	190
X2KC320	320	120	200
X2KC330	330	120	210
X2KC340	340	130	210
X2KC350	350	130	220
X2KC360	360	130	230
X2KC370	370	130	240
X2KC380	380	140	240
X2KC390	390	140	250
X2KC400	400	140	260



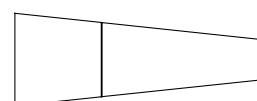
Wedge shaped with



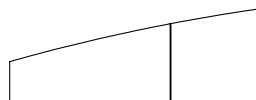
Wedge | right



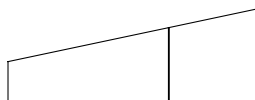
Trapezoid with radius | right



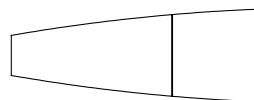
Trapezoid | right



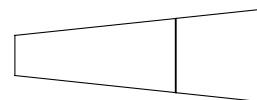
Wedge shaped with



Wedge | left



Trapezoid with radius | left



Trapezoid | left

There is the possibility that the set up and/or the size of the individual tables can be self-determined. Simply add each table length and use the next **bigger** size of the standard-combination in the desired wood type and that determines the price.

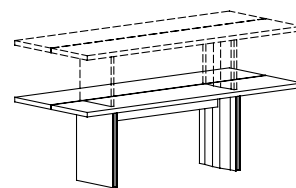
Extra charge Surface	Combination stained according to sample, per table and colour	455
Extra charge Base	X-feet lacquered according to RAL/NCS, per base and per colour	535
	1 aluminium or steel base instead of 2 X-legs	215

TIX Individual work station (height adjustable)

Top	Solid wood, selection, 40 mm thickness Electrical height adjustment from 75 to 125 cm
Shape	rectangular
Edge	K25
Surface	lacquered, oiled or soaped
Base	2 double rectangular supports, aluminium coloured or black lacquered

All wiring (horizontal and vertical) between the supports and connecting pieces are invisible.

Design Dante Bonuccelli



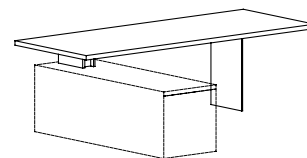
Article	L x W x H in cm	Table area m²	Beech Heartwood ash	Sycamore Elm Maple Ash	Cherry Oak	Pear (over 180 cm longitudinally jointed) Black Walnut with sapwood	Walnut (over 240 cm longitudinally jointed) Black Walnut without sapwood Smoked oak
XEH220	220 x 100 x 75-125	2.20	9610	9985	10730	11435	12805
XEH240	240 x 100 x 75-125	2.40	9920	10330	11165	12035	13575
XEH260	260 x 100 x 75-125	2.60	10280	10745	11665	12665	14385
XEH280	280 x 110 x 75-125	3.08	11145	11710	12840	14135	16250
Surface difference per m² for non-standard sizes			1140	1285	1535	1645	2000

Extra charge Base	Base steel laquered in basic or accent colour or according to RAL/NCS, per base and per colour	900
	Base clad in untreated steel, natural aluminium, bronze or black anodised	1765

TIX Individual tables for combinations

Top	Solid wood, selection, 40 mm thickness
Shape	Shape as requested (see above)
Edge	K25
Surface	lacquered, oiled or soaped
Base	1 rectangular support, solid aluminium brushed with natural anodised finish or oiled untreated steel 1 TIX connecting unit
Design	Dante Bonuccelli

These basic types are tables with a rectangular support.
The opposite side is supported by the lowboard or the desk body (see page 59 on).
Optional at extra charge: TIX electric power supply box instead of connecting element (see page 70).



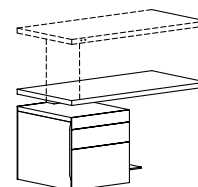
TIX Lowboard see page 60 on
TIX Desk body see page 59 on

Article	L x W x H in cm	Table area m²	Beech Heartwood ash	Sycamore Elm Maple Ash	Cherry Oak	Pear (over 180 cm longitudinally jointed) Black Walnut with sapwood	Walnut (over 240 cm longitudinally jointed) Black Walnut without sapwood Smoked oak
XEK200	200 x 100 x 75	2.00	4875	5400	5980	6675	7860
XEK210	210 x 100 x 75	2.10	5060	5600	6225	6980	8230
XEK220	220 x 100 x 75	2.20	5245	5810	6470	7305	8635
XEK230	230 x 100 x 75	2.30	5425	6030	6725	7630	9035
XEK240	240 x 100 x 75	2.40	5740	6405	7130	8205	9755
XEK250	250 x 100 x 75	2.50	5930	6635	7400	8545	10195
XEK260	260 x 100 x 75	2.60	6135	6860	7685	8900	10645
XEK270	270 x 110 x 75	2.97	6535	7325	8255	9600	11760
XEK280	280 x 110 x 75	3.08	6755	7570	8550	10035	12370
XEK290	290 x 110 x 75	3.19	6980	7845	8865	10480	13000
XEK300	300 x 110 x 75	3.30	7210	8110	9160	10950	13660
Surface difference per m² for non-standard sizes			1140	1285	1535	1645	2000

Extra charge Surface	Single-piece table top (no centre joint line)	0
	Table stained according to sample, per table and colour	280
Extra charge Base	Base steel laquered in basic or accent colour or according to RAL/NCS, per base and per colour	280
	Base in solid aluminium brushed bronze or black anodised	255

TIX Side work station (height adjustable)

Top	Solid wood, selection, or naturart, 40 mm thickness height adjustable from 73 to 113 cm
Edge	K25
Surface	lacquered, oiled or soaped
Body	Outer face: Solid wood, lacquered, oiled or soaped Inner face: slate black lacquered or outer and inner face: MDF lacquered with the same basic paint
Covering top	Solid wood, selection, 40 mm thickness, with side profiled grips
Front	Brushed aluminium with natural anodised finish or untreated oiled steel
Visible back	Brushed aluminium with natural anodised finish or untreated oiled steel
Floor base	Steel, lacquered aluminium colour or black
Height	60 cm
Locking system	Central Lock, barrel on the right (left if requested)
Configuration	1 utensil organizer in MDF, deep black lacquered 1 A6 drawer incl. 2 dividers, heartwood ash, black lacquered 1 A4 hanging file drawer, heartwood ash, black lacquered incl. standard central lock and visible back
Design	Dante Bonuccelli



Maximum table length 160 cm | Maximum table width 80 cm

Article	L x W x H in cm	Tischfläche in m²	Beech Heartwood ash	Sycamore Elm Maple Ash	Cherry Oak	Pear (over 180 cm longitudinally jointed) Black Walnut with sapwood	Walnut (over 240 cm longitudinally jointed) Black Walnut without sapwood Smoked oak
XNAH130	130 x 70 x 73-113	0.91	8190	8480	9075	9520	10555
XNAH140	140 x 70 x 73-113	0.98	8295	8590	9210	9670	10735
XNAH150	150 x 70 x 73-113	1.05	8410	8715	9380	9845	10965
XNAH160	160 x 70 x 73-113	1.12	8520	8835	9520	10015	11180
Surface difference per m² for non-standard sizes			1140	1285	1535	1645	2000
Reduced price for body in MDF, with basic colour paint finish			-545	-695	-925	-1080	-1485
Reduced price with body width 43 cm instead of 60 cm			-440	-420	-475	-510	-575

Installing the column lift reduces the usable depth of the drawers by 16 cm

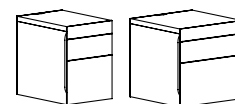
Extra charge Surface	Table top stained according to sample	280
	Body lacquered in accent colour or according to RAL/NCS, per body and per colour	280
Extra charge Drawer	Drawer in solid wood black leather	910
Options	Drawer element XK666 instead XK64, width 60 cm (described on page 65)	315
	Extra charge for active ventilation element (XLE) for equipment that radiates heat	280

TIX Desk body XK64

Body	Outer face: Solid wood, lacquered, oiled or soaped Inner face: slate grey lacquered or outer and inner face: MDF lacquered with the same basic paint
Covering top	Solid wood, selection, 40 mm thickness with side profiled grips
Front	Brushed aluminium with natural anodised finish or untreated oiled steel
Visible back	Brushed aluminium with natural anodised finish or untreated oiled steel
Base	Levelling feet
Height	60 cm
Locking system	Central Lock, barrel on the right (left if requested)
Cable management	Cable access between the body and the removable visible back

Configuration	1 utensil organizer in MDF, deep black lacquered 1 A6 drawer incl. 2 dividers, heartwood ash, black lacquered 1 A4 hanging file drawer, heartwood ash, black lacquered (incl. standard central lock and visible back)
---------------	--

Design	Dante Bonuccelli
--------	------------------



Width of the body 43 cm:

Article	W x D x H	Entire body lacquered (Basic colour)	Beech Heartwood ash	Sycamore Elm Maple Ash	Cherry Oak	Pear Black Walnut with sapwood	Walnut Black Walnut without sapwood Smoked oak
XK6443P1	43 x 65 x 60	2910	3450	3600	3835	3990	4390

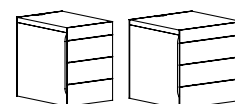
Width of the body 60 cm:

XK6460P1	60 x 65 x 60	3235	3885	4020	4310	4495	4965
----------	--------------	------	------	------	------	------	------

TIX Desk body XK666

Description	as body XK64 with different compartmentation (4 drawers):
-------------	---

Configuration	1 utensil organizer 1 A6 drawer incl. 2 dividers in MDF deep black lacquered 2 A6 drawers without partitions in MDF deep black lacquered (incl. standard central lock and visible back)
---------------	--



Width of the body 43 cm:

Article	W x D x H	Entire body lacquered (Basic colour)	Beech Heartwood ash	Sycamore Elm Maple Ash	Cherry Oak	Pear Black Walnut with sapwood	Walnut Black Walnut without sapwood Smoked oak
XK66643P1	43 x 65 x 60	3165	3655	3805	4065	4200	4605

Width of the body 60 cm:

XK66660P1	60 x 65 x 60	3505	4105	4235	4555	4725	5180
-----------	--------------	------	------	------	------	------	------

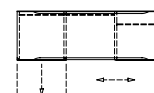
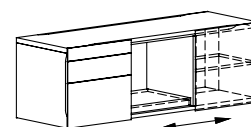
Extra charge Surface	Table top stained according to sample	280
	Body lacquered in accent colour or according to RAL/NCS, per body and per colour	280
Extra charge Drawer	Drawer in solid wood black leather	910
Options	Body on visible casters (height 64 cm)	70
	Extra charge for active ventilation element (XLE) for equipment that radiates heat	280

TIX Lowboard

Body	Outer face: Solid wood, lacquered, oiled or soaped Inner face: slate black lacquered or outer and inner face: MDF lacquered with the same basic paint
Covering top	Solid wood, selection, 40 mm thickness, with top and side profiled grips
Front	Brushed aluminium with natural anodised finish or untreated oiled steel
Visible back	Brushed aluminium with natural anodised finish or untreated oiled steel
Feet	Levelling feet
Height	60 cm
Locking system	Central lock, in drawer unit, barrel on the left or right, depending on how the unit is positioned.
Configuration	Sliding front for shelf and printer element, including cable guide between body and detachable exposed rear panel
Design	Dante Bonuccelli

TIX Lowboard LB 180 (3 x 60 cm)

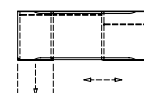
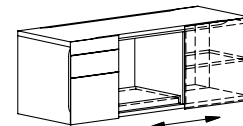
left or right	Drawer unit XK64 composed of: 1 utensil organizer in MDF, deep black lacquered 1 A6 drawer incl. 2 dividers, heartwood ash, black lacquered 1 A4 hanging file drawer, heartwood ash, black lacquered incl. standard central lock and visible back
in the middle	Printer unit incl. visible back
left or right	Shelving unit incl. visible back 1 sliding front across shelf/printer element



Article	W x D x H in cm	Entire body lacquered (Basic colour)	Beech Heartwood ash	Sycamore Elm Maple Ash	Cherry Oak	Pear Black Walnut with sapwood	Walnut Black Walnut without sapwood Smoked oak
XLB180P1	180 x 65 x 60	7300	7860	8250	8675	8890	9435

TIX Lowboard LB 160 (1 x 43 cm | 2 x 60 cm)

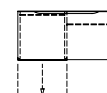
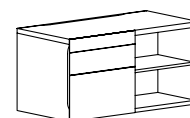
left or right	Drawer unit XK64 composed of: 1 utensil organizer 1 A6 drawer incl. 2 dividers in MDF deep black lacquered 1 A4 hanging file drawer in MDF deep black lacquered incl. standard central lock and visible back
in the middle	Printer unit incl. visible back
left or right	Shelving unit incl. visible back 1 sliding front across shelf/printer element



XLB160P1	163 x 65 x 60	6715	7275	7670	8040	8225	8735
----------	---------------	------	------	------	------	------	------

TIX Lowboard LB 120 (2 x 60 cm)

left or right	Drawer unit XK64 composed of: 1 utensil organizer 1 A6 drawer incl. 2 dividers in MDF deep black lacquered 1 A4 hanging file drawer in MDF deep black lacquered incl. standard central lock and visible back
left or right	Shelving unit with 1 adjustable shelf and a sliding door incl. visible back



XLB120P1	120 x 65 x 60	5300	5675	5975	6325	6470	6910
----------	---------------	------	------	------	------	------	------

Extra charge Surface	Table top stained according to sample	280
	Body lacquered in accent colour or according to RAL/NCS, per body and per colour	280
Extra charge Drawer	Drawer in solid wood black leather	910
	Drawer element XK666 instead XK64, width 60 cm	315
Options	Extra charge for pull-out shelf instead of regular shelf	280
	Extra charge for active ventilation element (XLE) for equipment that radiates heat	280

TIX Lowboard LB 100 (1 x 43 cm | 1 x 60 cm)

left or right

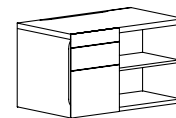
Drawer unit XK64 composed of:

1 utensil organizer
 1 A6 drawer incl. 2 dividers in MDF deep black lacquered
 1 A4 hanging file drawer in MDF deep black lacquered
 incl. standard central lock and visible back

left or right

Shelving unit

with 1 adjustable shelf and a sliding door incl. visible back



Article	W x D x H in cm	Entire body lacquered (Basic colour)	Beech Heartwood ash	Sycamore Elm Maple Ash	Cherry Oak	Pear Black Walnut with sapwood	Walnut Black Walnut without sapwood Smoked oak
XLB100P1	103 x 65 x 60	5055	5475	5740	6075	6205	6595

TIX Lowboard LB 73 (1 x 43 cm | 1 x 30 cm)

left or right

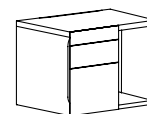
Drawer unit XK64 composed of:

1 utensil organizer
 1 A6 drawer incl. 2 dividers in MDF deep black lacquered
 1 A4 hanging file drawer in MDF deep black lacquered
 incl. standard central lock and visible back

left or right

Shelving unit

with 1 adjustable shelf and a sliding door incl. visible back



Article	W x D x H in cm	Entire body lacquered (Basic colour)	Beech Heartwood ash	Sycamore Elm Maple Ash	Cherry Oak	Pear Black Walnut with sapwood	Walnut Black Walnut without sapwood Smoked oak
XLB70P1	73 x 65 x 60	4545	4925	5170	5465	5590	5950

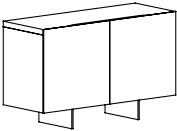
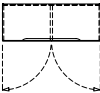
Extra charge Surface	Table top stained according to sample	280
	Body lacquered in accent colour or according to RAL/NCS, per body and per colour	280
Extra charge Drawer	Drawer in solid wood black leather	910
	Drawer element XK666 instead XK64, width 60 cm	315
Options	Extra charge for pull-out shelf instead of regular shelf	280
	Extra charge for active ventilation element (XLE) for equipment that radiates heat	280

TIX Sideboard

Body	Outer face: Solid wood, lacquered, oiled or soaped Inner face: slate black lacquered or outer and inner face: MDF lacquered with the same basic paint
Covering top	Solid wood, selection, 40 mm thickness, with profiled grips
Front	Brushed aluminium with natural anodised finish or untreated oiled steel without visible back (extra charge see on page 67)
Feet	2 rectangular supports, brushed aluminium natural anodised finish or oiled untreated steel
Height	75 cm (Body 60 cm + feet 15 cm)
Design	Dante Bonuccelli

TIX Sideboard SB2

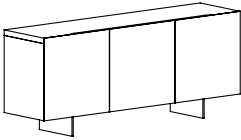
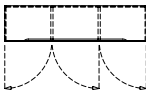
Specification	with 2 doors 1 adjustable shelf per section 1 box file height Weight 60 kg
---------------	--



Article	W x D x H in cm	Entire body lacquered (Basic colour)	Beech Heartwood ash	Sycamore Elm Maple Ash	Cherry Oak	Pear (over 180 cm longitudinally jointed) Black Walnut with sapwood	Walnut (over 240 cm longitudinally jointed) Black Walnut without sapwood Smoked oak
TIXSB2P1	120 x 46 x 75	3550	4155	4330	4655	4900	5515

TIX Sideboard SB3

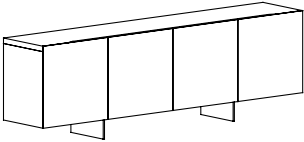
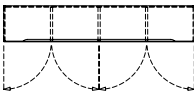
Specification	with 3 doors 1 adjustable shelf per section 1 box file height Weight 90 kg
---------------	--



TIXSB3P1	180 x 46 x 75	4980	5795	6025	6445	6785	7605
----------	---------------	------	------	------	------	------	------

TIX Sideboard SB4

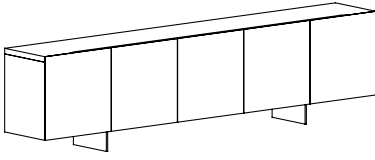
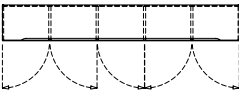
Specification	with 4 doors 1 adjustable shelf per section 1 box file height Weight 120 kg
---------------	---



TIXSB4P1	240 x 46 x 75	6350	7335	7625	8175	8690	9715
----------	---------------	------	------	------	------	------	------

TIX Sideboard SB5

Specification	with 5 doors 1 adjustable shelf per section 1 box file height Weight 150 kg
---------------	---



TIXSB5P1	300 x 46 x 75	7820	9095	9540	10115	11080	12430
----------	---------------	------	------	------	-------	-------	-------

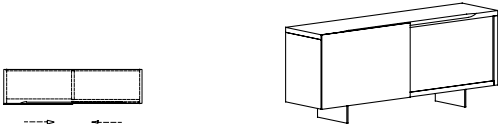
Extra charge Surface	Body stained according to sample, per sideboard and colour	280
	Body lacquered in accent colour or according to RAL/NCS, per sideboard and per colour	280
Extra charge Locks	Central lock for all doors and drawers of the sideboard with 1 lock barrel fitted at side at right (on request at left)	
	Price per door	225
	Price per drawer unit	400
	for example: TIXSB3 2 doors and 1 drawer unit: 2 x EUR 205 + 1 x EUR 365 = EUR 775	

TIX Slideboard

Body	Outer face: Solid wood, lacquered, oiled or soaped Inner face: slate black lacquered or outer and inner face: MDF lacquered with the same basic paint
Covering top	Solid wood, selection, 40 mm thickness, with profiled grips
Front	1 x Brushed aluminium with natural anodised finish or untreated oiled steel 1 x veneered or MDF lacquered basic colour
(Sliding doors)	without visible back (extra charge see on page 67)
Feet	2 rectangular supports, brushed aluminium natural anodised finish or oiled untreated steel
Height	75 cm (Body 60 cm + feet 15 cm) 95 cm (Body 80 cm + feet 15 cm)
Design	Dante Bonuccelli

TIX Slideboard SL1875

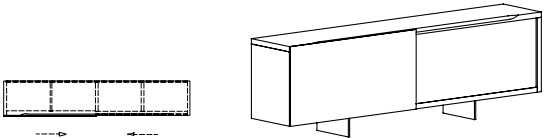
Specification	with 2 sliding doors 1 adjustable shelf per section 1 box file height weight 75 kg
---------------	--



Article	W x D x H in cm	Entire body lacquered (Basic colour)	Beech Heartwood ash	Sycamore Elm Maple Ash	Cherry Oak	Pear (over 180 cm longitudinally jointed) Black Walnut with sapwood	Walnut (over 240 cm longitudinally jointed) Black Walnut without sapwood Smoked oak
XSL1875P1	180 x 46 x 75	5175	6205	6500	7030	7445	8435

TIX Slideboard SL2475

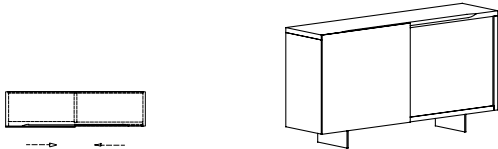
Specification	with 2 sliding doors 1 adjustable shelf per section 1 box file height weight 95 kg
---------------	--



XSL2475P1	240 x 46 x 75	5995	7265	7610	8255	8760	9975
-----------	---------------	------	------	------	------	------	------

TIX Slideboard SL1895

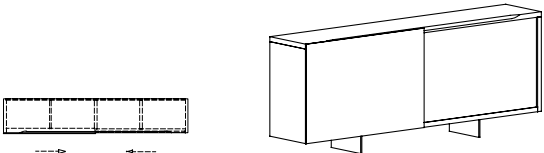
Specification	with 2 sliding doors 2 adjustable shelves per section 2 box file height weight 85 kg
---------------	--



XSL1895P1	180 x 46 x 95	5715	6935	7255	7885	8340	9510
-----------	---------------	------	------	------	------	------	------

TIX Slideboard SL2495

Specification	with 2 sliding doors 2 adjustable shelves per section 2 box file height weight 115 kg
---------------	---



XSL2495P1	240 x 46 x 95	6725	8180	8555	9310	9865	11260
-----------	---------------	------	------	------	------	------	-------

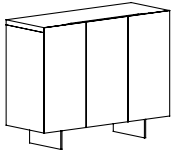
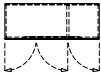
Extra charge Surface	Body stained according to sample, per slideboard and colour	280
	Body lacquered in accent colour or according to RAL/NCS, per slideboard and per colour	280
Extra charge Locks	Central lock for inner and outer sliding door	615

TIX Highboard

Body	Outer face: Solid wood, lacquered, oiled or soaped Inner face: salte black lacquered or outer and inner face: MDF lacquered with the same basic paint
Covering top	Solid wood, selection, 40 mm thickness, with profiled grips
Front	Brushed aluminium with natural anodised finish or untreated oiled steel without visible back (extra charge see on page 67)
Feet	2 rectangular supports, brushed aluminium natural anodised finish or oiled untreated steel
Height	95 cm (Body 80 cm + feet 15 cm)
Design	Dante Bonuccelli

TIX Highboard HB3

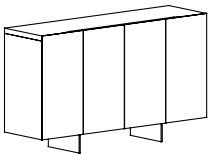
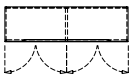
Specification	with 3 doors 2 adjustable shelves per section 2 box file height weight 80 kg
---------------	--



Article	W x D x H in cm	Entire body lacquered (Basic colour)	Beech Heartwood ash	Sycamore Elm Maple Ash	Cherry Oak	Pear (over 180 cm longitudinally jointed) Black Walnut with sapwood	Walnut (over 240 cm longitudinally jointed) Black Walnut without sapwood Smoked oak
TIXHB3P1	120 x 46 x 95	4885	5615	5830	6230	6520	7255

TIX Highboard HB4

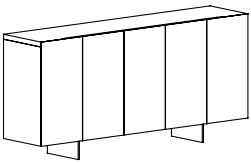
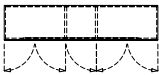
Specification	with 4 doors 2 adjustable shelves per section 2 box file height weight 100 kg
---------------	---



TIXHB4P1	160 x 46 x 95	6130	6965	7210	7685	8020	8890
----------	---------------	------	------	------	------	------	------

TIX Highboard HB5

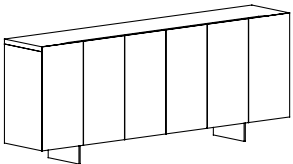
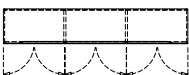
Specification	with 5 doors 2 adjustable shelves per section 2 box file height weight 125 kg
---------------	---



TIXHB5P1	200 x 46 x 95	7545	8485	8760	9325	9740	10755
----------	---------------	------	------	------	------	------	-------

TIX Highboard HB6

Specification	with 6 doors 2 adjustable shelves per section 2 box file height weight 160 kg
---------------	---



TIXHB6P1	240 x 46 x 95	8975	9610	10370	10890	11565	12750
----------	---------------	------	------	-------	-------	-------	-------

Extra charge Surface	Body stained according to sample, per sideboard and colour	280
	Body lacquered in accent colour or according to RAL/NCS, per sideboard and per colour	280
Extra charge Locks	Central lock for all doors and drawers of the highboard with 1 lock barrel fitted at side at right (on request at left)	
	Price per door	225
	Price per drawer unit	400
	for example: TIXSB3 2 doors and 1 drawer unit: 2 x EUR 205 + 1 x EUR 365 = EUR 775	

TIX Midboard

Body	Outer face: Solid wood, lacquered, oiled or soaped Inner face: slate black lacquered or outer and inner face: MDF lacquered with the same basic paint
Covering top	Solid wood, selection, 40 mm thickness, with profiled grips
Front	1 x brushed aluminium with natural anodised finish or untreated oiled steel without visible back (extra charge see on page 67)
Feet	2 rectangular supports, brushed aluminium natural anodised finish or oiled untreated steel
Height	55 cm (Body 40 cm + feet 15 cm)
Design	Dante Bonuccelli

TIX Midboard MB11

Specification	with 1 flap à 120 cm, 1 adjustable shelf per section 1 box file height weight 60 kg
---------------	--



Article	W x D x H in cm	Entire body lacquered (Basic colour)	Beech Heartwood ash	Sycamore Elm Maple Ash	Cherry Oak	Pear (over 180 cm longitudinally jointed) Black Walnut with sapwood	Walnut (over 240 cm longitudinally jointed) Black Walnut without sapwood Smoked oak
TIXMB11P1	120 x 46 x 55	2695	3275	3435	3760	3990	4565

TIX Midboard MB12

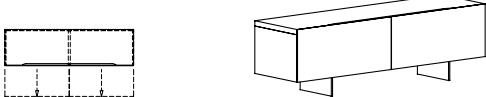
Specification	with 2 flaps à 60 cm, 1 adjustable shelf per section 1 box file height Weight 60 kg
---------------	--



TIXMB12P1	120 x 46 x 55	3490	4055	4210	4530	4765	5335
-----------	---------------	------	------	------	------	------	------

TIX Midboard MB22

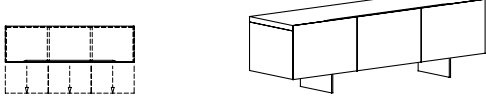
Specification	with 2 flaps à 90 cm, 1 adjustable shelf per section 1 box file height weight 90 kg
---------------	--



TIXMB22P1	180 x 46 x 55	4120	4925	5135	5580	5890	6705
-----------	---------------	------	------	------	------	------	------

TIX Midboard MB23

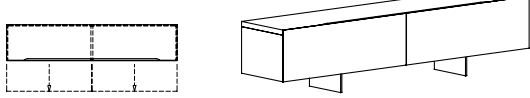
Specification	with 3 flaps à 60 cm, 1 adjustable shelf per section 1 box file height weight 90 kg
---------------	--



TIXMB23P1	180 x 46 x 55	4950	5735	5955	6395	6715	7510
-----------	---------------	------	------	------	------	------	------

TIX Midboard MB32

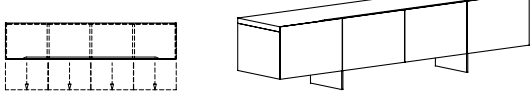
Specification	with 2 flaps à 120 cm, 1 adjustable shelf per section 1 box file height weight 120 kg
---------------	--



TIXMB32P1	240 x 46 x 55	4870	5985	6270	6830	7360	8425
-----------	---------------	------	------	------	------	------	------

TIX Midboard MB34

Specification	with 4 flaps à 60 cm, 1 adjustable shelf per section 1 box file height weight 120 kg
---------------	---



TIXMB34P1	240 x 46 x 55	6470	7540	7820	8375	8910	9975
-----------	---------------	------	------	------	------	------	------

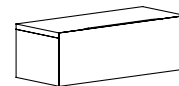
Extra charge Surface	Body stained according to sample, per sideboard and colour	280
	Body lacquered in accent colour or according to RAL/NCS, per sideboard and per colour	280
Extra charge Locks	Central lock for all doors and drawers of the highboard with 1 lock barrel fitted at side at right (on request at left)	
	Price per flap or drawer	280
Options	Extra charge for drawer/s instead of flap/s, price for section width 60 cm/90 cm/120 cm	230/320/395

TIX Wallboard

Body	Outer face: Solid wood, lacquered, oiled or soaped Inner face: slate black lacquered or outer and inner face: MDF lacquered with the same basic paint
Covering top	Solid wood, selection, 40 mm thickness, with profiled grips
Front	Brushed aluminium with natural anodised finish or untreated oiled steel
Wall fastening	For the wall assembly is a very sturdy brick-work necessary.
Design	Dante Bonuccelli

TIX Wallboard WB11

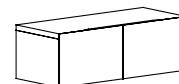
Specification 1 with 1 flap à 120 cm, 1 adjustable shelf per section
1 box file height | weight 50 kgg



Article	W x D x H in cm	Entire body lacquered (Basic colour)	Beech Heartwood ash	Sycamore Elm Maple Ash	Cherry Oak	Pear (over 180 cm longitudinally jointed) Black Walnut with sapwood	Walnut (over 240 cm longitudinally jointed) Black Walnut without sapwood Smoked oak
TIXWB11P1	120 x 51 x 40	2695	3275	3435	3760	3990	4565

TIX Wallboard WB12

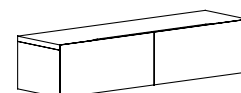
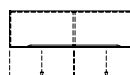
Specification with 2 flaps à 60 cm, 1 adjustable shelf per section
1 box file height | weight 50 kg



TIXWB12P1	120 x 51 x 40	3490	4055	4210	4530	4765	5335
-----------	---------------	------	------	------	------	------	------

TIX Wallboard WB22

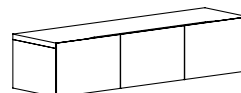
Specification with 2 flaps à 90 cm, 1 adjustable shelf per section
1 box file height | weight 75 kg



TIXWB22P1	180 x 51 x 40	4120	4925	5135	5580	5890	6705
-----------	---------------	------	------	------	------	------	------

TIX Wallboard WB23

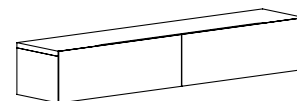
Specification with 3 flaps à 60 cm, 1 adjustable shelf per section
1 box file height | weight 75 kgg



TIXWB23P1	180 x 51 x 40	4950	5735	5955	6395	6715	7510
-----------	---------------	------	------	------	------	------	------

TIX Wallboard WB32

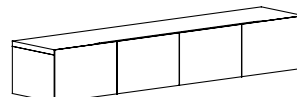
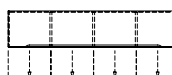
Specification with 2 flaps à 120 cm, 1 adjustable shelf per section
1 box file height | weight 100 kg



TIXWB32P1	240 x 51 x 40	4870	5985	6270	6830	7360	8425
-----------	---------------	------	------	------	------	------	------

TIX Wallboard WB34

Specification with 4 flaps à 60 cm, 1 adjustable shelf per section
1 box file height | Weight 100 kg



TIXWB34P1	240 x 51 x 40	6470	7540	7820	8375	8910	9975
-----------	---------------	------	------	------	------	------	------

Extra charge Surface	Body stained according to sample, per sideboard and colour	280
	Body lacquered in accent colour or according to RAL/NCS, per sideboard and per colour	280
Extra charge Locks	Central lock for all doors and drawers of the highboard with 1 lock barrel fitted at side at right (on request at left)	
	Price per flap or drawer	280
Options	Extra charge for drawer/s instead of flap/s, price for section width 60 cm/90 cm/120 cm	230/320/395

TIX

Optionen | Home and Office

Visible backs

Visible back in aluminium, natural anodised finish or untreated oiled steel for various TIX furniture

TIXSRW	Side- or Highboard	per section	505
TIXSRWSL180	Slideboard width 180 cm	per Slideboard	1370
TIXSRWSL240	Slideboard width 240 cm	per Slideboard	1755

Painted shelf

(price added or deducted)

TIXFA	Side-, High- or Slideboard (section width 60 cm)	1 item	85
	Side-, High- or Slideboard (section width 90 cm)	1 item	100
	Wall- or Midboard (section width 120 cm)	1 item	120

Painted pull-out shelf

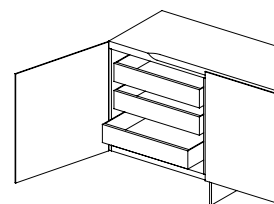
TIXAZFA	Side-, High- or Slideboard (section width 60 cm)	1 item	365
---------	--	--------	-----

Inner drawers

Innen drawers (behind doors) individually mounted (pre-drilled holes).

1 item

Version: Sides in aluminium or untreated steel as the front, other parts lacquered in body colour



TIXIS1SB	Sideboard	up to 3 inner drawers possible per unit, dep. on height	1 item	585
TIXIS40HB	Highboard section width 40 cm	up to 5 inner drawers possible per unit, dep. on height	1 item	535
TIXIS80HB	Highboard section width 80 cm	up to 5 inner drawers possible per unit, dep. on height	1 item	645
TIXIS90SL	Slideboard model 1875 section width 90 cm	up to 4 inner drawers possible per unit, dep. on height	1 item	675
TIXIS90SL	Slideboard model 1895 section width 90 cm	up to 5 inner drawers possible per unit, dep. on height	1 item	675
TIXIS60SL	Slideboard model 2475 section width 60 cm	up to 4 inner drawers possible per unit, dep. on height	1 item	585
TIXIS60SL	Slideboard model 2495 section width 60 cm	up to 5 inner drawers possible per unit, dep. on height	1 item	585
TIXIS60WB	Wallboard section width 60 cm	1 inner drawer per section	1 item	585
TIXIS90WB	Wallboard section width 90 cm	1 inner drawer per section	1 item	675
TIXIS120WB	Wallboard section width 120 cm	1 inner drawer per section	1 item	730

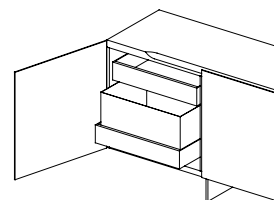
A4 suspended file

(insert only, not incl. drawer)

Section width 60 cm: 1 insert per drawer

Section width 80 cm: 2 inserts per drawer

Section width 120 cm: 3 inserts per drawer



TIXHRE	metal black, as insert in internal drawer/front drawer	1 insert	120
--------	--	----------	-----

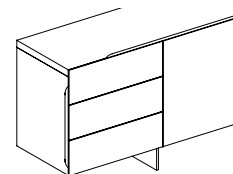
Front set drawers

(only possible as outside end units)

Fully extendable and self closing

Price per section

Version: Sides in aluminium or untreated steel as the front, other parts lacquered in body colour



TIXFSSB	Sideboard, 3 front drawers, instead of 1 door	1025
TIX4FS40HB	Highboard, 4 front drawers section width 40 cm, instead of 1 door	1330
TIX5FS40HB	Highboard, 5 front drawers section width 40 cm, instead of 1 door	1690
TIX4FS80HB	Highboard, 4 front drawers section width 80 cm, instead of 1 doors	1495
TIX5FS80HB	Highboard, 5 front drawers section width 80 cm, instead of 1 doors	1865

Non-standard front version

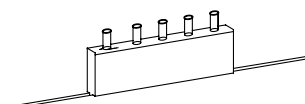
	Aluminium fronts or backs, basic or accent paint or according to RAL/NCS, per front and per colour	175
	Aluminium fronts brushed with black or bronze anodised finished, per front	165

TIX

Options

Candle holder

Holder for 5 candles or flowers (incl. test tubes)



TIXKH	32 x 3 x 11	Solid aluminium, brushed with natural anodised finish	1 item	290
TIXKHSW	32 x 3 x 11	Solid aluminium brushed with bronze or black anodised finish	1 item	375

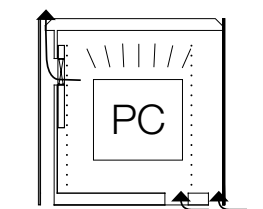
Black leather desk blotter

There are two versions of the leather writing surface:
rectangular (70 x 45 cm) or rectangular with angled edge (70 x 40 cm)

LPRE	70 x 45	Rectangular	1 item	480
LPREW	70 x 40	Rectangular with angled edge	1 item	570

Equipment ventilation

With active ventilation unit which prevents heat accumulation, and therefore damage to equipment and furniture. Definitely recommended if computers, routers or other equipment are placed on the furniture.
A USB connection is required for the power supply.



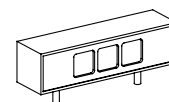
XLE			1 item	280
-----	--	--	--------	-----

TIX

Electrification

Power outlet Netbox M3 (only for insertion into center)

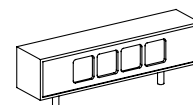
The power box consists of 3 plug-ins per side (total 6 plug-ins), 2 power bars standard. Cables can reach the plug-ins without difficulty through the slot on the underside of the box. The Table Central Spacing of the TIX Table serves to channel the cables. Standard grounded: each side 3 x plug-ins, including 3 m connecting cable



XSTB3	Aluminium brushed natural anodised finish	1 item	995
XSTBB3	Aluminium brushed bronze or black anodised finish	1 item	1145
STL	2 bars configurated as requested		on demand

Power outlet Netbox M4 (only for insertion into center)

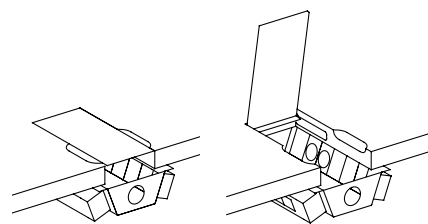
The power box consists of 4 plug-ins per side (total 8 plug-ins), 2 power bars standard. Cables can reach the plug-ins without difficulty through the slot on the underside of the box. The Table Central Spacing of the TIX Table serves to channel the cables. Standard grounded: each side 4 x plug-ins, including 3 m connecting cable



XSTB4	Aluminium brushed natural anodised finish	1 item	1090
XSTBB4	Aluminium brushed bronze or black anodised finish	1 item	1250
STL	2 bars configurated as requested		on demand

Power outlet box with hinged lid (both sides useable)

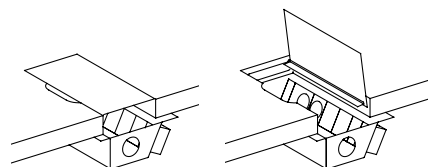
Recommended for all conference tables for multiple media plug-ins. Cut out with hinged lid in different versions.
Recessed power bar holder in black finish with 4 and 4 plug-ins.
Cut out size in table top approx. 25 x 12 cm.
Standard configuration per side: 2 x power, 2 x blank
Connecting cable not included



STWA2	Lid in aluminium brushed with natural anodised finish	1 item	1110
STWAB2	Lid in aluminium brushed with bronze or black anodised finish	1 item	1270
STWRG2	Lid in oiled untreated steel or chromium-plated	1 item	1285
STWML2	Lid in solid wood or leather black	1 item	1360
STL	2 bars configured as requested		on demand
	Lid only, WITHOUT box and sockets, reduced price		-320

Power outlet box with hinged lid (one side useable)

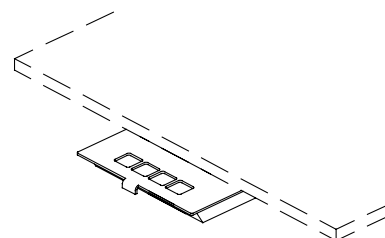
Recommended for all conference tables for multiple media plug-ins. Cut out with hinged lid in different versions.
Recessed power bar holder in black finish with 4 plug-ins.
Cut out size in table top approx. 25 x 12 cm.
Standard configuration: 2 x power, 2 x blank
Connecting cable not included



STWA1	Lid in aluminium brushed with natural anodised finish	1 item	955
STWAB1	Lid in aluminium brushed with bronze or black anodised finish	1 item	1115
STWRG1	Lid in oiled untreated steel or chromium-plated	1 item	1160
STWML1	Lid in solid wood or leather black	1 item	1185
STL	1 bar configured as requested		on demand
	Lid only, WITHOUT box and sockets, reduced price		-175

Pull out electrical box

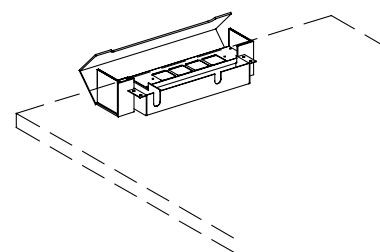
Recommended for all desk, work and conference tables.
Mounted under the top and can be pulled out when needed.
Can be fitted with 4 plug inserts.
Standard configuration: 4 x power
Including 3 m connecting cable



ELA	Aluminium natural brushed with anodised finish	1 item	890
ELAB	Aluminium brushed with bronze or black anodised	1 item	1065
STL	1 bar configured as requested		on demand

Lateral electric power supply box (end of table, at the side)

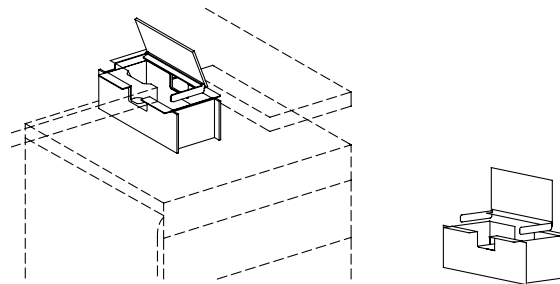
The lateral electric power supply box is a socket element fitted at the end of the table, at the side (power via body or Lowboard). The box lid can be opened to the side.
It contains 4 cut-outs for the power supply.
Standard configuration: 4 x power, including 3 m power cable



XELLA	Aluminium brushed with natural anodised finish	1 item	1060
XELLAB	Aluminium brushed with bronze or black anodised finish	1 item	1220
XELLR	Oiled untreated steel	1 item	1775
STL	1 bar configured as requested		on demand

Electrical box

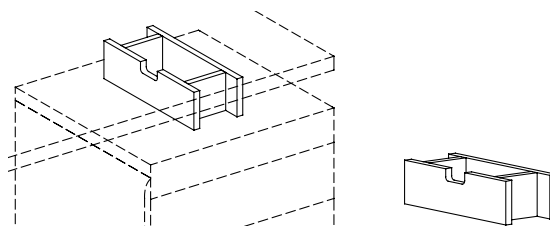
In combination with the TIX body. The box acts as a connecting unit between the body and the Table Top. The electrical wiring passes through the body. The box is accessible from above via its hinged lid and contains 3 cut-outs for the wiring. Standard: 2 x plug-ins. Including 3 m connecting cable. This price is an **extra charge and therefore only applies for this additional unit in the combination.** Cut-out size in table top 24 x 12 cm.



XELA	Lid in aluminium brushed with natural anodised finish	1 item	990
XELAB	Lid in aluminium brushed with bronze or black anodised finish	1 item	1155
XELRG	Lid in oiled untreated steel or chromium-plated	1 item	1090
XELML	Lid in solid wood or leather black	1 item	1230
STL	2 bars configurated as requested		on demand

Connecting unit

Fixed connection between body and table top in MDF aluminium coloured or black finish (without electrical wiring), including hidden cable channel through the body under the table top. This element is only available as supplementary parts for TIX desk (page 57).



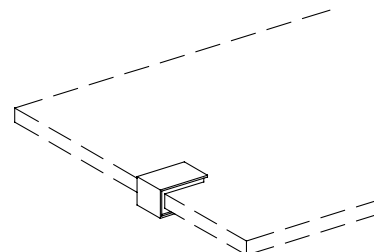
XAB	MDF aluminium coloured or black finish	1 item	0
-----	--	--------	---

TIX

Cable guide

Cable shoe

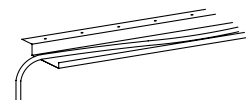
Is attached to the table edge and holds and also conceals cables. Only suitable for 40 mm thickness.



XKS	Aluminium brushed with natural anodised finish	1 item	475
XKSB	Aluminium brushed with bronze or black anodised finish	1 item	620
XKSR	Oiled untreated steel	1 item	865

Cable channel set (horizontal)

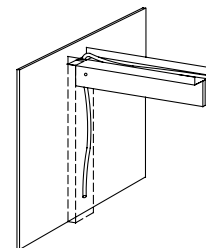
Attached directly under the table top to carry cables, made from perforated black sheet metal, and is the same length as the table top. 1 set consists of 3 sections à 50 cm



KK6	X x 6 x 3	perforated black sheet metal	1 set	200
-----	-----------	------------------------------	-------	-----

Cable channel (horizontal)

Channel for TIX rectangular bases. The cable channel is attached with a connecting piece of the same length as the base (X). To access the cable channel, the center joint can be opened to 6.5 cm by sliding one half of the top away from the other, after installation, the gap can closed again to 12 mm.



XKKH	55 x 15 x 7	Sheet metal aluminium coloured or black finish, as per base	1 item	435
XVP	—	Extra charge for sliding half section of table top (per table)		475

Cable channel (for the inner side)

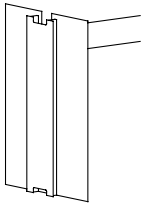
Can be combined with the TIX horizontal cable channel and can be attached to the TIX rectangular bases. Serves as the cable access | cable covering.



XKKV	64 x 16 x 5	Sheet metal aluminium coloured or black finish, as per base	1 item	235
------	-------------	---	--------	-----

Cable channel (for the outer side)

Can be combined with the TIX horizontal cable channel and can be attached to the TIX rectangular bases. Serves as the cable access | cable covering.
Including cutout in side paneld for cable.



XKKVA	64 x 16 x 5	Aluminium brushed with natural anodised finish	1 item	480
XKKVAB	64 x 16 x 5	Aluminium brushed with bronze or black anodised finish	1 item	625
XKKVAR	64 x 16 x 5	Oiled untreated steel	1 item	385

Rectangular table	74 - 75
Round table + Lazy Susan	76
Storage furniture	77 - 79
Desk body	80
Options	81 - 83

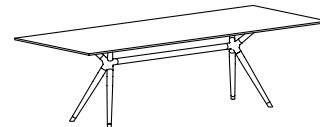
X2 Rectangular table | Selection

Top	Solid wood, selection, 28 mm thickness
Edge	K60 or K63
Edge detail	Radius 1 or 5 cm
Surface	lacquered, oiled or soaped
Base	Legs and connecting supports in solid wood, the same as the table top and 2 nodules in cast metal, textured metallic finish in 4 colours: sand, rust, anthracite or silver
Design	Dante Bonuccelli

Attention:

Lengths over 300 cm need 6 feet for stability and must be calculated with the prices mentioned below.

Widths over 110 cm are fitted with the X2 with „frame base“; price must be calculated as per page 75.



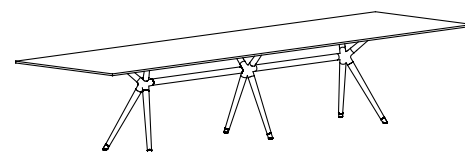
Article	L x W x H in cm	Table area m²	Beech Heartwood ash <small>Heartwood ash black stained</small>	Sycamore Elm Maple Ash	Cherry Oak	Pear (over 180 cm longitudinally jointed) Black Walnut with sapwood	Walnut (over 240 cm longitudinally jointed) Black Walnut without sapwood Smoked oak
X2RE180	180 x 90 x 74	1.62	4245	4450	4885	5305	6185
X2RE190	190 x 100 x 74	1.90	4650	4885	5405	5910	6950
X2RE200	200 x 100 x 74	2.00	4795	5055	5605	6145	7220
X2RE210	210 x 100 x 74	2.10	4940	5205	5775	6360	7525
X2RE220	220 x 100 x 74	2.20	5105	5385	5990	6610	7825
X2RE230	230 x 100 x 74	2.30	5240	5535	6165	6890	8175
X2RE240	240 x 100 x 74	2.40	5405	5720	6385	7140	8475
X2RE250	250 x 100 x 74	2.50	5540	5870	6570	7380	8780
X2RE260	260 x 100 x 74	2.60	5750	6105	6825	7690	9160
X2RE270	270 x 100 x 74	2.70	5960	6330	7100	8005	9555
X2RE280	280 x 100 x 74	2.80	6175	6570	7375	8375	10010
X2RE290	290 x 100 x 74	2.90	6390	6860	7645	8695	10320
X2RE300	300 x 100 x 74	3.00	6580	7075	7885	8985	10695
Surface difference per m² for non-standard sizes			1140	1285	1535	1645	2000

X2 Rectangular table | Selection

Top	Solid wood, selection, 28 mm thickness
Edge	K60 or K63
Edge detail	Radius 1 or 5 cm
Surface	lacquered, oiled or soaped
Base	Legs and connecting supports in solid wood, the same as the table top and 3 nodules in cast metal, textured metallic finish in 4 colours: sand, rust, anthracite or silver
Design	Dante Bonuccelli

Attention:

Lengths over 480 cm and widths over 100 cm are fitted with the „Frames“-X2 Base; price must be calculated as per page 75.



Article	L x W x H in cm	Table area m²	Beech Heartwood ash <small>Heartwood ash black stained</small>	Sycamore Elm Maple Ash	Cherry Oak	Pear (over 180 cm longitudinally jointed) Black Walnut with sapwood	Walnut (over 240 cm longitudinally jointed) Black Walnut without sapwood Smoked oak
X2RE320	320 x 100 x 74	3.20	9735	10220	11170	12430	14350
X2RE340	340 x 100 x 74	3.40	10135	10675	11665	13095	15175
X2RE360	360 x 100 x 74	3.60	10555	11145	12200	13790	16020
X2RE380	380 x 100 x 74	3.80	10965	11620	12725	14500	16900
X2RE400	400 x 100 x 74	4.00	*11390	*12080	*13250	*15235	*17805
X2RE420	420 x 100 x 74	4.20	*11815	*12555	*13795	*15980	*18730
X2RE440	440 x 100 x 74	4.40	*12250	*13040	*14350	*16770	*19695
X2RE460	460 x 100 x 74	4.60	*12680	*13535	*14895	*17570	*20685
X2RE480	480 x 100 x 74	4.80	*13115	*14025	*15450	*18390	*21685
Surface difference per m² for non-standard sizes			1140	1285	1535	1645	2000

* On demand with relation to availability of wood and top cutting

Extra charge Surface
Extra charge Base

Table top and wooden parts of the base stained according to sample, per table and per colour
Nodules lacquered in basic or accent colour or according to RAL/NCS, per base and per colour

280
280

X2 Rectangular table with under frame | Selection

Top	Solid wood, selection, 28 mm thickness
Edge	K60 or K63
Edge detail	Radius 1 or 5 cm
Surfaces	lacquered, oiled or soaped
Base	Legs in solid wood, the same as the table top. 4 individual nodules in cast metal, with steel plate connectors, textured metallic finish in 4 colours: sand, rust, anthracite and silver
Design	Dante Bonuccelli

Attention:
Lengths over 280 cm need 6 feet for stability and must be calculated with the prices mentioned below.



Article	L x W x H in cm	Table area m²	Beech Heartwood ash <small>Heartwood ash black stained</small>	Sycamore Elm Maple Ash	Cherry Oak	Pear (over 180 cm longitudinally jointed) Black Walnut with sapwood	Walnut (over 240 cm longitudinally jointed) Black Walnut without sapwood Smoked oak
X2REX240	240 x 120 x 74	2.88	7195	7655	8360	9245	10770
X2REX250	250 x 125 x 74	3.13	7585	8065	8860	9840	11500
X2REX260	260 x 130 x 74	3.38	7990	8525	9375	10480	12275
X2REX270	270 x 135 x 74	3.65	8680	9280	10190	11410	13370
X2REX280	280 x 140 x 74	3.92	9130	9785	10765	12120	14240
Surface difference per m² for non-standard sizes			1140	1285	1535	1645	2000

X2 Rectangular table with under frame | Selection

Top	Solid wood, selection, 28 mm thickness
Edge	K60 or K63
Edge detail	Radius 1 or 5 cm
Surface	lacquered, oiled or soaped
Base	Legs in solid wood, the same as the table top. 6 or 8 individual nodules in cast metal, with steel plate connectors, textured metallic finish in 4 colours: sand, rust, anthracite and silver
Design	Dante Bonuccelli



Article	L x W x H in cm	Table area m²		Beech Heartwood ash <small>Heartwood ash black stained</small>	Sycamore Elm Maple Ash	Cherry Oak	Pear (over 180 cm longitudinally jointed) Black Walnut with sapwood	Walnut (over 240 cm longitudinally jointed) Black Walnut without sapwood Smoked oak
X2REX300	300 x 130 x 74	3.90	6 feet	11315	11950	12985	14440	16655
X2REX320	320 x 130 x 74	4.16	6 feet	11915	12620	13730	15370	17785
X2REX340	340 x 130 x 74	4.42	6 feet	12540	13290	14485	16315	18925
X2REX360	360 x 135 x 74	4.86	6 feet	13820	14670	15975	18115	21035
X2REX380	380 x 135 x 74	5.13	6 feet	14470	15390	16775	19155	22300
X2REX400	400 x 135 x 74	5.40	6 feet	*15100	*16100	*17585	*20240	*23595
X2REX420	420 x 135 x 74	5.67	6 feet	*15770	*16835	*18390	*21340	*24940
X2REX440	440 x 140 x 74	6.16	6 feet	*16810	*18015	*19710	*23075	*27065
X2REX460	460 x 140 x 74	6.44	6 feet	*17515	*18775	*20575	*24295	*28535
X2REX480	480 x 140 x 74	6.72	6 feet	*18210	*19540	*21425	*25515	*30035
X2REX500	500 x 145 x 74	7.25	8 feet	*19330	*20785	*22800	*27510	*32460
X2REX520	520 x 145 x 74	7.54	8 feet	*19945	*21490	*23580	*28780	*34015
X2REX540	540 x 145 x 74	7.83	8 feet	*20570	*22185	*24385	*30080	*35610
X2REX560	560 x 145 x 74	8.12	8 feet	*21205	*22900	*25185	*31405	*37240
X2REX580	580 x 150 x 74	8.70	8 feet	*22370	*24215	*26665	*33650	*40015
Surface difference per m² for non-standard sizes				1140	1285	1535	1645	2000

* On demand with relation to availability of wood and top cutting

Extra charge Surface
Extra charge Base

Table top and wooden parts of the base stained according to sample, per table and per colour
Nodules lacquered in accent colour or according to RAL/NCS, per base and per colour

280
280

X2 Round table | Selection

Top	Solid wood, selection, 28 mm thickness
Edge	K 60 or K63
Surface	lacquered, oiled or soaped
Base	Legs in solid wood, the same as the table top. Nodules in cast metal with a steel plate connecting ring, textured metallic finish in 4 colours: sand, rust, anthracite and silver
Design	Dante Bonuccelli

Minimum diameter: 115 cm



Article	Ø x H in cm	Table area m²		Beech Heartwood ash <small>Heartwood ash black stained</small>	Sycamore Elm Maple Ash	Cherry Oak	Pear <small>(over 180 cm longitudinally jointed)</small> Black Walnut <small>with sapwood</small>	Walnut <small>(over 240 cm longitudinally jointed)</small> Black Walnut <small>without sapwood</small> Smoked oak
X2RD130	Ø 130 x 74	1.69	4 feet	5485	5695	6130	6430	7245
X2RD140	Ø 140 x 74	1.96	4 feet	6185	6445	6935	7265	8205
X2RD150	Ø 150 x 74	2.25	4 feet	6570	6860	7420	7840	8900
X2RD160	Ø 160 x 74	2.56	5 feet	7615	7955	8590	9105	10350
X2RD170	Ø 170 x 74	2.89	5 feet	8060	8455	9170	9765	11170
X2RD180	Ø 180 x 74	3.24	5 feet	8555	9010	9800	10550	12120
Surface difference per m² for non-standard sizes				1140	1285	1535	1645	2000

Lazy Revolving food tray Suzan

Top	Solid wood, selection, 22 mm dick
Edge	Tapered edge profile around entire circumference
Surface	lacquered, oiled or soaped
Base	Aluminium baseboard with lug for solid wood tray



Article	Ø in cm	Paint finish <small>Basic colour</small>	Beech Heartwood ash <small>Heartwood ash black stained</small>	Sycamore Elm Maple Ash	Cherry Oak	Pear Black Walnut <small>with sapwood</small>	Walnut Black Walnut <small>without sapwood</small>
LS 620	Ø 62 cm	1050	1105	1160	1245	1280	1445
LS 700	Ø 70 cm	1155	-	-	-	-	-
LS 750	Ø 75 cm	1250	-	-	-	-	-
LS 800	Ø 80 cm	1405	-	-	-	-	-
LS 900	Ø 90 cm	1670	-	-	-	-	-

Additional top shapes (elliptical, boat-shaped) are available on demand.

Extra charge Surface
Extra charge Base

Table top and wooden parts of the base stained according to sample, per table and per colour
Nodules lacquered in basic or accent colour or according to RAL/NCS, per base and per colour

280
280

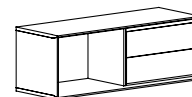
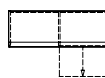
X2 Longboard

Outer body	Solid wood, selection, 24 mm thickness
Edge	K 60 or K63
Surface	lacquered, oiled or soaped
Back	Textured metallic paint in 4 colours, sand, rust, anthracite and silver
Inner body	Textured metallic paint in 4 colours, sand, rust, anthracite and silver.
	2 drawers. Drawer body left or right possible, must be specified.
Drawer	Wood black leather
Front	Textured metallic paint in 4 colours: sand, rust, anthracite and silver
Base	with black set-back hidden under frame (height 4 cm); or with set-back under frame (height 12 cm), both textured metallic finish in 4 colours: sand, rust, anthracite or silver
Design	Dante Bonuccelli

Model with 12 cm underframe, should be securely attached to the wall from the middle of the back so that it does not tip forward when a full drawer is opened.

X2 Longboard X2LO130

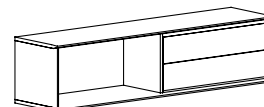
2 Drawers right or left +
1 open section right or left
1 box file height | weight: 50 kg



Article	W x D x H in cm	Front	Beech Heartwood ash <small>Heartwood ash black stained</small>	Sycamore Elm Maple Ash	Cherry Oak	Pear <small>(over 180 cm longitudinally jointed)</small> Black Walnut <small>with sapwood</small>	Walnut <small>(over 240 cm longitudinally jointed)</small> Black Walnut <small>without sapwood</small> Smoked oak
X2LO130P1	130 x 46 x 46 (+ Sockel)	Tex. metallic finish	4890	5005	5215	5370	5875

X2 Longboard X2LO190

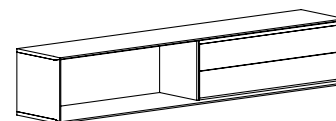
2 Drawers right or left +
1 open section right or left
1 box file height | weight: 70 kg



X2LO190P1	190 x 46 x 46 (+ Sockel)	Tex. metallic finish	6165	6330	6615	6805	7435
-----------	--------------------------	----------------------	------	------	------	------	------

X2 Longboard X2LO250

2 Drawers right or left +
1 open section right or left
1 box file height | weight: 90 kg



X2LO250P1	250 x 46 x 46 (+ Sockel)	Tex. metallic finish	7000	7195	7525	7740	8455
-----------	--------------------------	----------------------	------	------	------	------	------

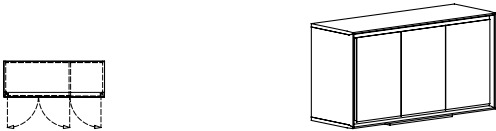
Extra charge Surface	Outer body stained according to sample, per longboard and colour	280
	Inner body lacquered in accent colour or according to RAL/NCS, per longboard and per colour	280
Extra charge Locks	Central lock for all drawers, price per drawer	400
Extra charge Drawer	Additional drawer (2 piece) instead of open compartment, LongboardC2LO130	435
	Additional drawer (2 piece) instead of open compartment, LongboardC2LO190	825
	Additional drawer (2 piece) instead of open compartment, LongboardC2LO250	1005

X2 Sideboard

Outer body	Solid wood, selection, 24 mm thickness
Edge	K 60 or K63
Surface	lacquered, oiled or soaped
Inner body	Slate black lacquered
Front	Textured metallic paint in 4 colours, sand, rust, anthracite and silver
Base	with black set-back hidden under frame (height 4 cm); or with set-back under frame (height 12 cm), both textured metallic finish in 4 colours: sand, rust, anthracite or silver
Design	Dante Bonuccelli

X2 Sideboard X2SB3

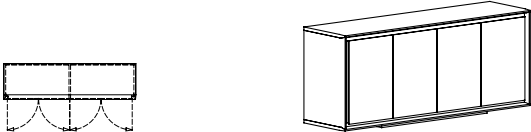
with 3 doors, 1 adjustable shelf per section
1 box file height | weight: 80 kg



Article	W x D x H in cm	Front	Beech Heartwood ash	Sycamore Elm Maple Ash	Cherry Oak	Pear (over 180 cm longitudinally jointed) Black Walnut with sapwood	Walnut (over 240 cm longitudinally jointed) Black Walnut without sapwood Smoked oak
			Heartwood ash black stained				
X2SB3P1	130 x 46 x 69 (+ base)	Tex. metallic finish	5710	5875	6135	6315	6965

X2 Sideboard X2SB4

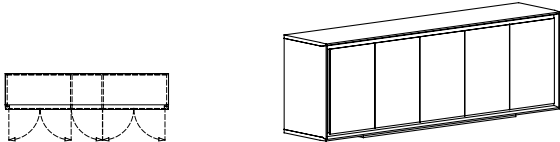
with 4 doors, 1 adjustable shelf per section
1 box file height | weight: 100 kg



X2SB4P1	170 x 46 x 69 (+ base)	Tex. metallic finish	6465	6655	6965	7170	7915
---------	------------------------	----------------------	------	------	------	------	------

X2 Sideboard X2SB5

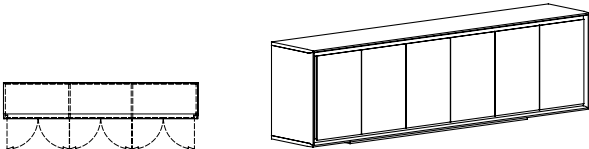
with 5 doors, 1 adjustable shelf per section
1 box file height | weight: 120 kg



X2SB5P1	210 x 46 x 69 (+ base)	Tex. metallic finish	7375	7585	7960	8195	9050
---------	------------------------	----------------------	------	------	------	------	------

X2 Sideboard X2SB6

with 6 doors, 1 adjustable shelf per section
1 box file height | weight: 140 kg



X2SB6P1	250 x 46 x 69 (+ base)	Tex. metallic finish	8340	8590	9035	9300	10270
---------	------------------------	----------------------	------	------	------	------	-------

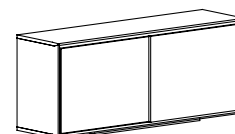
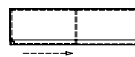
Extra charge Surface	Body stained according to sample, per sideboard and colour	280
	Body lacquered in accent colour according to RAL/NCS, per sideboard and per colour	280
Extra charge Locks	Central lock for all doors and drawers, price per sideboard	
	with 1 lock barrel fitted at side at right (on request at left)	225
	Price per door	400
	Price per drawer unit (width 40 cm or 80 cm)	
	for example: X2SB3, 2 doors and 1 drawer unit: 2 x € 205 + 1 x € 365 = € 775	

X2 Slideboard

Outer body	Solid wood, selection, 24 mm thickness
Edge	K 60 or K63
Surface	lacquered, oiled or soaped
Inner body	deep black lacquered
Front	Textured metallic paint in 4 colours, sand, rust, anthracite and silver
Sliding doors	Price 1: 2 sliding doors in textured metallic paint Price 2: 1 door (inner) veneered 1 door (outer) textured metallic paint
Base	with black set-back hidden under frame (height 4 cm); or with set-back under frame (height 12 cm), both textured metallic finish in 4 colours: sand, rust, anthracite or silver
Design	Dante Bonuccelli

X2 Slideboard X2SL170

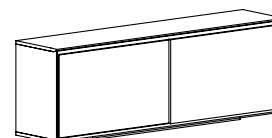
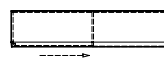
with 2 sliding doors, 1 adjustable shelf per section
1 box file height | weight: 100 kg



Article	W x D x H in cm	Sliding Inner Outer	Beech Heartwood ash <small>Heartwood ash black stained</small>	Sycamore Elm Maple Ash	Cherry Oak	Pear <small>(over 180 cm longitudinally jointed)</small> Black Walnut with sapwood	Walnut <small>(over 240 cm longitudinally jointed)</small> Black Walnut without sapwood Smoked oak
X2SL170P1	170 x 46 x 69 (+ base)	both lacquered	6835	7015	7325	7525	8280
X2SL170P2	170 x 46 x 69 (+ base)	veneered lacquered	7385	7565	7880	8085	8825

X2 Slideboard X2SL210

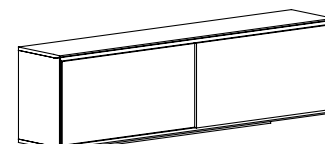
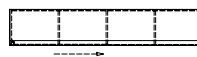
with 2 sliding doors, 1 adjustable shelf per section
1 box file height | weight: 120 kg



X2SL210P1	210 x 46 x 69 (+ base)	both lacquered	7745	7950	8330	8560	9420
X2SL210P2	210 x 46 x 69 (+ base)	veneered lacquered	8290	8495	8870	9115	9975

X2 Slideboard X2SL250

with 2 sliding doors, 1 adjustable shelf per section
1 box file height | weight: 160 kg



X2SL250P1	250 x 46 x 69 (+ base)	both lacquered	8720	8960	9400	9665	10635
X2SL250P2	250 x 46 x 69 (+ base)	veneered lacquered	9265	9510	9940	10210	11190

Extra charge Surface	Body stained according to sample, per slideboard and colour	280
	Outer body in a different basic or accent colour or according to RAL/NSC textured metallic finish	280
Extra charge Locks	Central lock for inner and outer sliding door	615

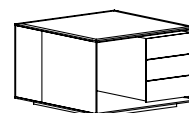
X2 Desk body

Outer body	Solid wood, selection, 24 mm thickness
Edge	K 60 or K63
Surface	lacquered, oiled or soaped
Inner body	Textured metallic paint in 4 colours, sand, rust, anthracite and silver
Drawer	Standard: Organizable drawer, heartwood ash lacquer black Option with extra charge: Drawers in solid wood as body, as well as black leather; black leather bottom
Front	Textured metallic paint in 4 colours, sand, rust, anthracite and silver or in black leather
Base	with black set-back hidden under frame (height 4 cm)
Electrification	Cable access in bottom, removable door in side of outer body (allows for re-arrangement)
Height	Body 56 cm + base 4 cm/12 cm
Design	Dante Bonuccelli

X2 Desk body X2K66643

1 A6 Drawer incl. 2 dividers
2 A6 Drawers without partitions
incl. standard central lock

Measurement of the inner body in cm: W 43 x D 60 x H 51

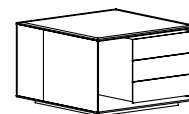


Article	W x D x H in cm	Front	Beech Heartwood ash <small>Heartwood ash black stained</small>	Sycamore Elm Maple Ash	Cherry Oak	Pear <small>(over 180 cm longitudinally jointed)</small> Black Walnut <small>with sapwood</small>	Walnut <small>(over 240 cm longitudinally jointed)</small> Black Walnut <small>without sapwood</small> Smoked oak
X2K66643P1	85 x 85 x 56 (+ base)	Tex. metallic finish	5765	5925	6210	6395	7075

X2 Desk body X2K66660

1 A6 Drawer incl. 2 dividers
2 A6 Drawers without partitions
incl. standard central lock

Measurement of the inner body in cm: W 60 x D 60 x H 51

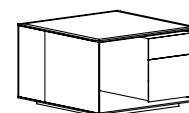


X2K66660P1	85 x 85 x 56 (+ base)	Tex. metallic finish	5995	6165	6460	6655	7365
------------	-----------------------	----------------------	------	------	------	------	------

X2 Desk body X2K6443

1 A6 Drawer incl. 2 dividers
1 A4 hanging file drawer
incl. standard central lock

Measurement of the inner body in cm: W 43 x D 60 x H 51

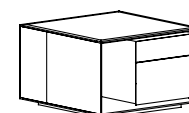


X2K6443P1	85 x 85 x 56 (+ base)	Tex. metallic finish	5390	5540	5795	5980	6620
-----------	-----------------------	----------------------	------	------	------	------	------

X2 Desk body X2K6460

1 A6 Drawer incl. 2 dividers
1 A4 hanging file drawer
incl. standard central lock

Measurement of the inner body in cm: W 60 x D 60 x H 51



X2K6460P1	85 x 85 x 56 (+ base)	Tex. metallic finish	5590	5745	6015	6210	6865
-----------	-----------------------	----------------------	------	------	------	------	------

Extra charge Surface	Body stained according to sample, per slideboard and colour	280
	Outer body in a different basic or accent colour or according to RAL/NSC textured metallic finish	280
Extra charge Drawers	Drawer in solid wood black leather	910
Extra charge casters	Body on visible casters (height 64 cm)	70

X2

Options

Visible back

in textured metallic paint. Colours: sand, rust, anthrazit and silver

X2SRW	Sideboard	per section	295
X2SRWSL170	Slideboard width 170 cm	per Slideboard	990
X2SRWSL210	Slideboard width 210 cm	per Slideboard	1215
X2SRWSL250	Slideboard width 250 cm	per Slideboard	1440

Shelves

paint finish, colour as inner body (price added or deducted)

X2FA	Sideboard (section width 40 cm)	1 item	70
	Slideboard (section width 60 cm)	1 item	85
	Side- or Slideboard (section width 80 cm)	1 item	100
	Slideboard (section width 100 cm)	1 item	115

Pull out shelf

paint finish, colour as inner body

X2AZFA	Side-, Long- or Slideboard	1 item	365
--------	----------------------------	--------	-----

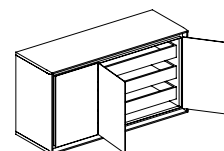
Inner Drawers (behind doors)

individually mounted (pre-drilled holes).

Fully extendable and self closing.

1 piece price

Version: Fully lacquered in body colour



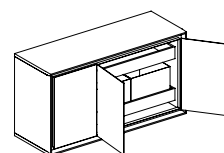
X2IS40SB	Sideboard (section width 40 cm)	up to 3 inner drawers possible per unit, dep. on height	1 item	340
X2IS80SB	Sideboard (section width 80 cm)	up to 3 inner drawers possible per unit, dep. on height	1 item	380
X2IS80SL	Slideboard model 170 section width 80 cm	up to 4 inner drawers possible per unit, dep. on height	1 item	380
X2IS100SL	Slideboard model 210 section width 100 cm	up to 4 inner drawers possible per unit, dep. on height	1 item	400
X2IS60SL	Slideboard model 250 section width 60 cm	up to 4 inner drawers possible per unit, dep. on height	1 item	360

A4 suspended file

(insert only, not incl. drawer)

Section width 40 cm: 1 insert per drawer possible

Section width 80 cm: 2 inserts per drawer possible



TIXHRE	metal black, as insert in internal drawer/front drawer	1 insert	120
--------	--	----------	-----

Front set drawers (only possible as outside end units)

Fully extendable and self closing.

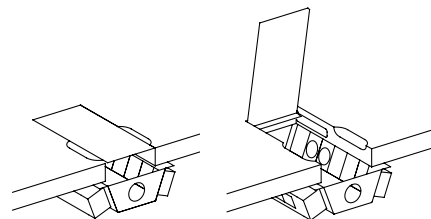
Price per section

Version: Fully lacquered in body colour

X2FS40SB	Sideboard (section width 40 cm) 3 front drawers, instead of 1 door	per section	1330
X2FS80SB	Sideboard (section width 80 cm) 3 front drawers, instead of 1 door	per section	1495

Power outlet box with hinged lid (both sides useable)

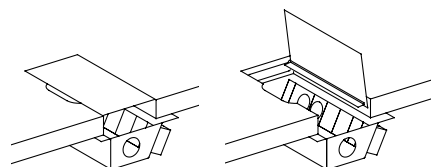
Recommended for all conference tables for multiple media plug-ins.
Cut out with hinged lid in different versions.
Recessed power bar holder in black finish with 4 and 4 plug-ins.
Cut out size in table top approx. 25 x 12 cm.
Standard configuration per side: 2 x power, 2 x blank
connecting cable not included



STWA2	Lid in aluminium brushed with natural anodised finish	1 item	1110
STWAB2	Lid in aluminium brushed with bronze or black anodised finish	1 item	1270
STWRG2	Lid in oiled untreated steel or chromium-plated	1 item	1285
STWML2	Lid in solid wood or leather black	1 item	1360
STL	2 bars configured as requested		on demand
	Lid only, WITHOUT box and sockets, reduced price		-320

Power outlet box with hinged lid (one side useable)

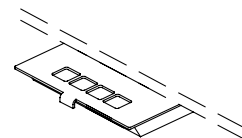
Recommended for all conference tables for multiple media plug-ins.
Cut out with hinged lid in different versions.
Recessed power bar holder in black finish with 4 plug-ins.
Cut out size in table top approx. 25 x 12 cm.
Standard configuration: 2 x power, 2 x blank
connecting cable not included



STWA1	Lid in aluminium brushed with natural anodised finish	1 item	955
STWAB1	Lid in aluminium brushed with bronze or black anodised finish	1 item	1115
STWRG1	Lid in oiled untreated steel or chromium-plated	1 item	1160
STWML1	Lid in solid wood or leather black	1 item	1185
STL	2 bars configured as requested		on demand
	Lid only, WITHOUT box and sockets, reduced price		-175

Pull out electrical box

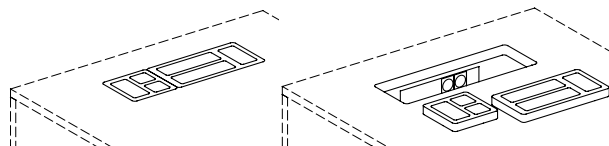
Recommended for all desk, work and conference tables.
Mounted under the top and can be pulled out when needed.
Can be fitted with 4 plug inserts.
Standard configuration: 4 x power
Including 3 m connecting cable



ELA	Aluminium natural brushed with anodised finish	1 item	890
ELAB	Aluminium brushed with bronze or black anodised	1 item	1065
STL	1 bar configured as requested		on demand

Insert dish set (to match desk body)

Insert dish set in same wood as body, including
electric wiring underneath (2 x power, 2 x empty) and
cable entry (without connecting cable)



ESS	Solid wood, same as body	1 item	870
-----	--------------------------	--------	-----

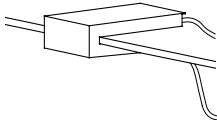
Black leather desk blotter

There are two versions of the leather writing surface.

LPRE	70 x 45	Rectangular / oval	480
------	---------	--------------------	-----

Cable shoe

Is attached to the table edge and holds and also conceals cables.



NXKS	20 x 10 x 10	lacquered in basic colors	1 item	580
------	--------------	---------------------------	--------	-----

Cable channel set (horizontal)

Attached directly under the table top to carry cables, made from perforated black sheet metal, and is the same length as the table top. 1 set consists of 3 sections à 50 cm



KK6	X x 6 x 3	perforated black sheet metal	1 Set	200
-----	-----------	------------------------------	-------	-----

Black fabric cable tube with fastening

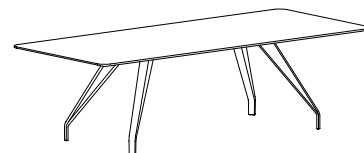
Black woven net and assembly connector under table top

KSCH				130
------	--	--	--	-----

Rectangular/Elliptical table	86
Round table	87
Video conference table	87
Desk combination with HUE	87
Options	88

Brace Rectangular/Elliptical/Boat-shaped table

Top	Solid wood, selection, 28 mm thickness
Edge	K 60, K 63 or K 79
Surface	lacquered, oiled or soaped
Base	4 or 6 Legs in solid wood, the same as the table top or steel painted
Design	Jehs + Laub



Attention:

Lengths from 360 cm need 6 feet for stability and must be calculated with the prices mentioned below.



Article	L x W x H in cm	Table area m ²	Heartwood ash + Heartwood ash black stained	Elm ¹⁾ 1) only with steel base Ash	Oak	Black Walnut (with sapwood)	Black Walnut (without sapwood)
BRARE180/BRASE180/BRABF180	180 x 105 x 74	1.89	4780	5115	5290	6310	7200
BRARE190/BRASE190/BRABF190	190 x 105 x 74	2.00	4885	5235	5415	6485	7405
BRARE200/BRASE200/BRABF200	200 x 105 x 74	2.10	5025	5385	5580	6685	7640
BRARE210/BRASE210/BRABF210	210 x 105 x 74	2.21	5180	5565	5775	6960	7995
BRARE220/BRASE220/BRABF220	220 x 105 x 74	2.31	5320	5715	5940	7165	8230
BRARE230/BRASE230/BRABF230	230 x 105 x 74	2.42	5455	5860	6100	7370	8470
BRARE240/BRASE240/BRABF240	240 x 105 x 74	2.52	5605	6015	6250	7575	8710
BRARE250/BRASE250/BRAB 250	250 x 105 x 74	2.63	5740	6165	6415	7785	8950
BRARE260/BRASE260/BRABF260	260 x 110 x 74	2.86	6045	6495	6775	8240	9485
BRARE270/BRASE270/BRABF270	270 x 110 x 74	2.97	6195	6655	6935	8455	9730
BRARE280/BRASE280/BRABF280	280 x 110 x 74	3.08	6345	6805	7105	8675	9995
BRARE290/BRASE290/BRABF290	290 x 110 x 74	3.19	6490	6965	7270	8895	10240
BRARE300/BRASE300/BRABF300	300 x 110 x 74	3.30	6640	7120	7430	9100	10490
Surface difference per m ² for non-standard sizes			1140	1285	1535	1645	2000

Brace Rectangular/Elliptical/Boat-shaped table

Top	Solid wood, selection, 28 mm thickness
Edge	K 60, K 63 or K 79
Surface	lacquered, oiled or soaped
Base	4 or 6 Legs in solid wood, the same as the table top or steel painted
Design	Jehs + Laub




Article	L x W x H in cm	Table area m ²	Heartwood ash + Heartwood ash black stained	Elm ¹⁾ 1) only with steel base Ash	Oak	Black Walnut (with sapwood)	Black Walnut (without sapwood)
BRARE320/BRASE320/BRABF320	320 x 130 x 74	4.16 4 feet	9370	9960	10380	12810	14255
BRARE340/BRASE340/BRABF340	340 x 130 x 74	4.42 4 feet	9715	10340	10780	13330	14860
BRARE360/BRASE360/BRABF360	360 x 130 x 74	4.68 6 feet	10950	11700	12150	15090	16725
BRARE380/BRASE380/BRABF380	380 x 130 x 74	4.94 6 feet	11300	12060	12560	15615	17330
BRARE400/BRASE400/BRABF400	400 x 130 x 74	5.20 6 feet	*11645	*12435	*12960	*16140	*17925
BRARE420/BRASE420/BRABF420	420 x 130 x 74	5.46 6 feet	*12030	*12910	*13470	*16875	*18905
BRARE440/BRASE440/BRABF440	440 x 140 x 74	6.16 6 feet	*12975	*13930	*14560	*18305	*20600
BRARE460/BRASE460/BRABF460	460 x 140 x 74	6.44 6 feet	*13355	*14335	*15010	*18870	*21270
BRARE480/BRASE480/BRABF480	480 x 140 x 74	6.72 6 feet	*13730	*14740	*15435	*19445	*21950
Surface difference per m ² for non-standard sizes			1140	1285	1535	1645	2000

* On demand with relation to availability of wood and top cutting

Extra charge Surface	Table top and wooden parts of the base stained according to sample or lightly oiled, per table and per colour	280
Base	Base steel lacquered in basic colour instead of solid wood (Elm only possible with steel base)	0
	Base in solid aluminium brushed black or bronze anodised	210
Extra charge Base	Steel lacquered in accent colour or according to RAL/NCS, per base and per colour	290

Brace Round table

Top	Solid wood, selection, 28 mm thickness
Edge	K 60, K 63 or K 79
Surface	lacquered, oiled or soaped
Base	Legs in solid wood, the same as the table top or steel painted
Design	Jehs + Laub



Article	Ø x H in cm	Table area m ²		Heartwood ash + Heartwood ash black stained	Elm ¹⁾ 1) only with steel base Ash	Oak	Black Walnut (with sapwood)	Black Walnut (without sapwood)
BRARD130	130 x 74	1.69	3 feet	4170	4425	4620	5720	6250
BRARD140	140 x 74	1.96	3 feet	4450	4720	4955	6165	6780
BRARD150	150 x 74	2.25	3 feet	4820	5110	5385	6710	7405
BRARD160	160 x 74	2.56	3 feet	5230	5550	5850	7305	8090
BRARD170	170 x 74	2.89	4 feet	6115	6495	6835	8565	9440
BRARD180	180 x 74	3.24	4 feet	6560	6965	7345	9225	10185
BRARD190	190 x 74	3.61	4 feet	7015	7455	7875	9900	10980
BRARD200	200 x 74	4.00	5 feet	7945	8450	8915	11245	12430
Surface difference per m ² for non-standard sizes				1140	1285	1535	1645	2000

Brace Video conference table


Top	Solid wood, selection, 28 mm thickness
Edge	K 60 or K 63
Surface	lacquered, oiled or soaped
Base	Legs in solid wood, the same as the table top or steel painted
Design	Jehs + Laub



Article	L x W x H in cm	Table area m ²		Heartwood ash + Heartwood ash black stained	Elm ¹⁾ 1) only with steel base Ash	Oak	Black Walnut (with sapwood)	Black Walnut (without sapwood)
BRAVC200	200 x 155 / 95 x 74	3.10	4 feet	6565	7005	7285	9135	10075
BRAVC260	260 x 165 / 95 x 74	4.29	4 feet	8845	9410	9820	12235	13625
BRAVC320	320 x 175 / 95 x 74	5.60	4 feet	11300	12030	12590	15690	17625
Surface difference per m ² for non-standard sizes				1140	1285	1535	1645	2000

Brace/HUE Desk combination with HUE

Please calculate the relevant unit prices (table in the desired dimension as well as the desk body HUE in the desired configuration) and add them together.



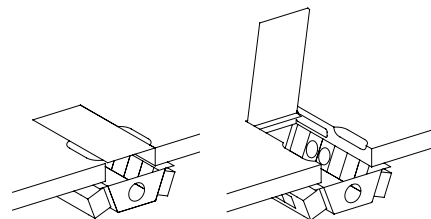
Extra charge Surface	Table top and wooden parts of the base stained according to sample or lightly oiled, per table and per colour	280
Base	Base steel lacquered in basic colour instead of solid wood (Elm only possible with steel base)	0
	Base in solid aluminium brushed black or bronze anodised	210
Extra charge Base	Steel lacquered in accent colour or according to RAL/NCS, per base and per colour	290

Brace

Options

Power outlet box with hinged lid (both sides useable)

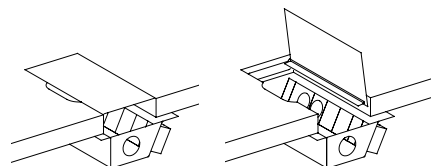
Recommended for all conference tables for multiple media plug-ins.
Cut out with hinged lid in different versions.
Recessed power bar holder in black finish with 4 and 4 plug-ins.
Cut out size in table top approx. 25 x 12 cm.
Standard configuration per side: 2 x power, 2 x blank
connecting cable not included



STWA2	Lid in aluminium brushed with natural anodised finish	1 item	1110
STWAB2	Lid in aluminium brushed with bronze or black anodised finish	1 item	1270
STWRG2	Lid in oiled untreated steel or chromium-plated	1 item	1285
STWML2	Lid in solid wood or leather black	1 item	1360
STL	2 bars configured as requested		on demand
	Lid only, WITHOUT box and sockets, reduced price		-320

Power outlet box with hinged lid (one side useable)

Recommended for all conference tables for multiple media plug-ins.
Cut out with hinged lid in different versions.
Recessed power bar holder in black finish with 4 plug-ins.
Cut out size in table top approx. 25 x 12 cm.
Standard configuration: 2 x power, 2 x blank
connecting cable not included



STWA1	Lid in aluminium brushed with natural anodised finish	1 item	955
STWAB1	Lid in aluminium brushed with bronze or black anodised finish	1 item	1115
STWRG1	Lid in oiled untreated steel or chromium-plated	1 item	1160
STWML1	Lid in solid wood or leather black	1 item	1185
STL	2 bars configured as requested		on demand
	Lid only, WITHOUT box and sockets, reduced price		-175

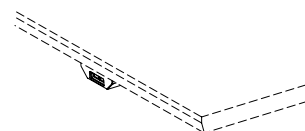
Black leather desk blotter

There are two versions of the leather writing surface.

LPRE	70 x 45	Rectangular/oval	480
------	---------	------------------	-----

USB Charger Modul

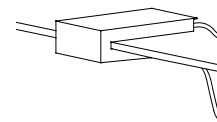
is recessed under the table top, fix position
Housing in aluminum black anodized
USB-double charging unit 5V/2,4A
Incl. 3 m Power connection cord



USBCMO	W 8 x H 2.5 x D 5		1 item	320
--------	-------------------	--	--------	-----

Cable shoe

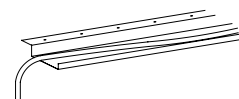
Is attached to the table edge and holds and also conceals cables.



NXKS	20 x 10 x 10	lacquered in basic colors	1 item	625
------	--------------	---------------------------	--------	-----

Cable channel set (horizontal)

Attached directly under the table top to carry cables, made from perforated black sheet metal, and is the same length as the table top. 1 set consists of 3 sections à 50 cm



KK6	X x 6 x 3	perforated black sheet metal	1 Set	200
-----	-----------	------------------------------	-------	-----

Black fabric cable tube with fastening

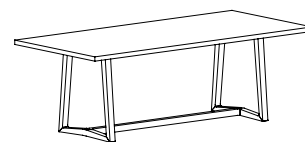
Black woven net and assembly connector under table top

KSCH				130
------	--	--	--	-----

Table rectangular / Table high	90
Bench	91
Seat cushion for the bench	91
Options	92

GEORGE Table

Top	Solid wood, selection, 35 resp. 40 mm thickness
Edge	K25
Surface	lacquered, oiled
Base	solid wood as the tabletop
Design	Werner/Vázquez Design Studio

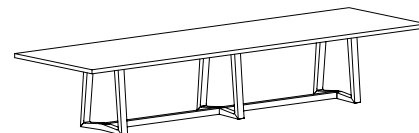


Article	L x W x H in cm	Table area in m ²	Top thickness in mm	Heartwood ash black stained	Ash	Oak	Black Walnut (with sapwood)	Black Walnut (without sapwood)
GEO200	200 x 100 x 75	2.00	35	4095	4270	4470	5875	6245
GEO220	220 x 100 x 75	2.20	35	4235	4410	4630	6075	6460
GEO240	240 x 100 x 75	2.40	35	4330	4510	4740	6210	6605
GEO260	260 x 100 x 75	2.60	35	4560	4755	4985	6540	6955
GEO280	280 x 100 x 75	2.80	35	4825	5025	5270	6920	7360
GEO300	300 x 100 x 75	3.00	40	5235	5455	5725	7515	7990
GEO320	320 x 110 x 75	3.52	40	6020	6265	6575	8630	9170
GEO340	340 x 110 x 75	3.74	40	6565	6835	7180	9410	10005
GEO360	360 x 110 x 75	3.96	40	7190	7495	7860	10310	10965
Surface difference per m ² for non-standard sizes				1140	1285	1535	1645	2000

Approval photo not possible with George model.

GEORGE Table

Top	Solid wood, selection, 40 mm thickness
Edge	K25
Surface	lacquered, oiled
Base	solid wood as the tabletop
Design	Werner/Vázquez Design Studio




Article	L x W x H in cm	Table area in m²	Heartwood ash black stained	Ash	Oak	Black Walnut (with sapwood)	Black Walnut (without sapwood)
GEO380	380 x 110 x 75	4.18	9220	9600	10075	13215	14055
GEO400	400 x 110 x 75	4.40	*9925	*10340	*10850	*14235	*15135
GEO420	420 x 120 x 75	5.04	*10735	*11175	*11730	*15390	*16365
GEO440	440 x 120 x 75	5.28	*11190	*11650	*12225	*16045	*17055
GEO460	460 x 120 x 75	5.52	*11715	*12200	*12805	*16795	*17855
GEO480	480 x 120 x 75	5.76	*12370	*12885	*13525	*17740	*18860
GEO500	500 x 120 x 75	6.00	*13580	*14140	*14845	*19475	*20700
Surface difference per m² for non-standard sizes			1140	1285	1535	1645	2000

Approval photo not possible with George model.

* On demand with relation to availability of wood and top cutting

GEORGE Table | high

Top	Solid wood, selection, 40 mm thickness
Edge	K25
Surface	lacquered, oiled
Base	solid wood as the tabletop
Design	Werner/Vázquez Design Studio




Article	L x W x H in cm	Table area in m ²	Heartwood ash black stained	Ash	Oak	Black Walnut (with sapwood)	Black Walnut (without sapwood)
GEO200 x 70	200 x 70 x 110	1.40	4170	4330	4555	5975	6350
GEO220 x 70	220 x 70 x 110	1.54	4305	4485	4705	6175	6565
GEO240 x 70	240 x 70 x 110	1.68	4470	4665	4895	6420	6820
GEO260 x 70	260 x 70 x 110	1.82	4630	4820	5065	6640	7060
GEO280 x 80	280 x 80 x 110	2.24	4865	5070	5320	6975	7420
GEO300 x 80	300 x 80 x 110	2.40	5400	5625	5900	7745	8235
Surface difference per m ² for non-standard sizes			1140	1285	1535	1645	2000

Approval photo not possible with George model.

Drawers not possible for high table.

GEORGE Bench without crossbeam


Seat	Solid wood, selection, 30 mm thickness
Edge	K25
Surface	lacquered, oiled
Base	Solid wood as seatboard
Design	Werner/Vázquez Design Studio



Article	L x W x H in cm		Heartwood ash black stained	Ash	Oak	Black Walnut (with sapwood)	Black Walnut (without sapwood)
GEOB200	200 x 36 x 43	2 feet	1970	2055	2160	2830	3010
GEOB220	220 x 36 x 43	2 feet	2030	2115	2210	2910	3100
GEOB240	240 x 36 x 43	2 feet	2095	2175	2285	3005	3195
GEOB260	260 x 36 x 43	2 feet	2205	2300	2420	3175	3370
GEOB280	280 x 36 x 43	3 feet	2390	2490	2610	3430	3645
GEOB300	300 x 36 x 43	3 feet	2510	2615	2745	3605	3830

GEORGE Bench with crossbeam

Seat	Solid wood, selection, 30 mm thickness
Edge	K25
Surface	lacquered, oiled
Base	Solid wood as seatboard
Design	Werner/Vázquez Design Studio



Article	L x W x H in cm		Heartwood ash black stained	Ash	Oak	Black Walnut (with sapwood)	Black Walnut (without sapwood)
GEOBT200	200 x 36 x 43	2 feet	2205	2300	2420	3175	3370
GEOBT220	220 x 36 x 43	2 feet	2275	2365	2485	3255	3465
GEOBT240	240 x 36 x 43	2 feet	2335	2430	2550	3340	3550
GEOBT260	260 x 36 x 43	2 feet	2445	2555	2680	3510	3735
GEOBT280	280 x 36 x 43	3 feet	2570	2680	2815	3685	3915
GEOBT300	300 x 36 x 43	3 feet	2685	2805	2940	3855	4095

GEORGE Seat cushion for the bench

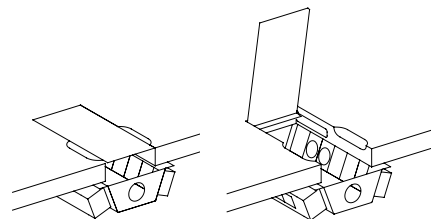
Underside with anti-slide fabric

Article	L x W x H in cm	Fabric Revive	Fabric Hero	Leather Linea	Leather Ascot	Leather Aquario
GEOK200	198 x 34 x 3	960	1135	1220	1400	1855
GEOK220	218 x 34 x 3	1015	1210	1255	1420	1890
GEOK240	238 x 34 x 3	1060	1255	1300	1470	1935
GEOK260	258 x 34 x 3	1130	1330	1375	1535	2005
GEOK280	278 x 34 x 3	1205	1395	1445	1610	2075
GEOK300	298 x 34 x 3	1270	1470	1515	1680	2150

GEORGE Options

Power outlet box with hinged lid (both sides useable)

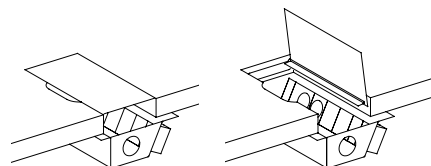
Recommended for all conference tables for multiple media plug-ins.
Cut out with hinged lid in different versions.
Recessed power bar holder in black finish with 4 and 4 plug-ins.
Cut out size in table top approx. 25 x 12 cm.
Standard configuration per side: 2 x power, 2 x blank
connecting cable not included



STWA2	Lid in aluminium brushed with natural anodised finish	1 item	1110
STWAB2	Lid in aluminium brushed with bronze or black anodised finish	1 item	1270
STWRG2	Lid in oiled untreated steel or chromium-plated	1 item	1285
STWML2	Lid in solid wood or leather black	1 item	1360
STL	2 bars configured as requested		on demand
	Lid only, WITHOUT box and sockets, reduced price		-320

Power outlet box with hinged lid (one side useable)

Recommended for all conference tables for multiple media plug-ins.
Cut out with hinged lid in different versions.
Recessed power bar holder in black finish with 4 plug-ins.
Cut out size in table top approx. 25 x 12 cm.
Standard configuration: 2 x power, 2 x blank
connecting cable not included

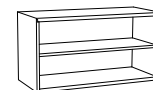
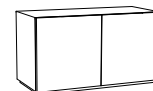


STWA1	Lid in aluminium brushed with natural anodised finish	1 item	955
STWAB1	Lid in aluminium brushed with bronze or black anodised finish	1 item	1115
STWRG1	Lid in oiled untreated steel or chromium-plated	1 item	1160
STWML1	Lid in solid wood or leather black	1 item	1185
STL	2 bars configured as requested		on demand
	Lid only, WITHOUT box and sockets, reduced price		-175

Lowboard	94 - 95
Lowboard with sliding doors	96 - 97
Sideboard	98 - 99
Sideboard with sliding doors	100 - 101
Highboard	102 - 103
Cabinet and Wardrobe	104 - 105
Desk body	106

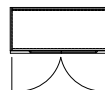
HUE Lowboard

Body	Outside / inside: lacquered in base color or veneer
Front (doors)	Lacquered in base color or veneer
	Body / front two different lacquered base colors or lacquered / veneer mixed possible
Surface veneer	lacquered or undressed wood effect lacquered – oiled or soaped not possible
Handle profiling	Milled in front at the top
Base frame	Blind pedestal, 2.5 cm high, same as body
Shelves	Lacquered or veneer in color and execution of the body
Design	Jehs+Laub

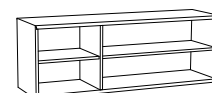


HUE Lowboard LB 2

Specification	with 2 doors 1 adjustable shelf
---------------	------------------------------------



Article	W x D x H in cm	Lacquered Basic colour	Veneer Oak	Veneer Black Walnut (without sapwood)
VZO1039	100 x 45 x 55	1720	1920	2145

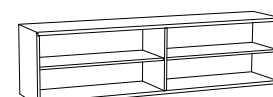
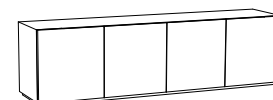


HUE Lowboard LB 3

Specification	with 3 doors 1 adjustable shelf per section
---------------	--

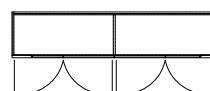


VZO1059	150 x 45 x 55	2175	2425	2725
---------	---------------	------	------	------

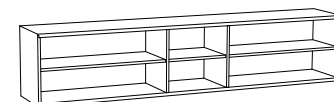
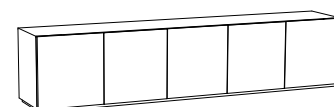


HUE Lowboard LB 4

Specification	with 4 doors 1 adjustable shelf per section
---------------	--

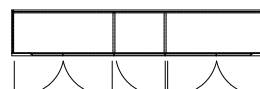


VZO1079	200 x 45 x 55	2700	3025	3395
---------	---------------	------	------	------



HUE Lowboard LB 5

Specification	with 5 doors 1 adjustable shelf per section
---------------	--



VZO1098	250 x 45 x 55	3400	3805	4275
---------	---------------	------	------	------

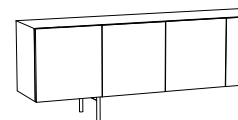
Extra charge Surface	Furniture lacquered in accent colour, per furniture and per colour	125
	Furniture lacquered in RAL / NCS, per furniture and per colour	295
	Furniture lacquered in textured paint 01 – 04, per furniture and per colour	305
Extra charge cut-out back panel	Cut-out for cable outlet, round, without cover, 8 cm	70

HUE

Options Lowboard

Base frame

4 steel feet Ø 20 mm, levellable, 20 cm high,
chrome-plated or black powder-coated



			Black powder coated	Chrome
VZOBASE1	for 2-door lowboard	per lowboard	575	600
VZOBASE2	for 3-door lowboard	per lowboard	585	630
VZOBASE3	for 4-door lowboard	per lowboard	625	660
VZOBASE4	for 5-door lowboard	per lowboard	655	685

Finished backs

Lacquered or veneer, 16 mm thickness

			Lacquered Basic colour	Veneer Oak	Veneer Black Walnut (without sapwood)
VZOFBPL10	for 2-door lowboard	per lowboard	305	350	395
VZOFBPL11	for 3-door lowboard	per lowboard	435	500	555
VZOFBPL12	for 4-door lowboard	per lowboard	600	685	780
VZOFBPL13	for 5-door lowboard	per lowboard	740	840	945

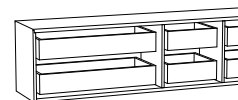
Shelves

Lacquered or veneer

VZO6010	Wide shelf for lowboard 2-door	1 item	105	130	150
VZO6020	Wide shelf for lowboards 3-door, 4-door and 5-door	1 item	105	130	150
VZO6515	Narrow shelf for lowboard 3-door	1 item	75	80	90
VZO6525	Narrow shelf for lowboard 5-door	1 item	75	80	90

Box drawer

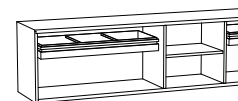
Front lacquered or veneer like body, rest lacquered in granite color 66 (dark gray)
(maximum 2 per section height)



VZO8010	Box drawer for lowboard 2-door	1 item	480	555	625
VZO8020	Wide box drawer for lowboards 3-door, 4-door and 5-door	1 item	480	555	625
VZO8515	Narrow box drawer for lowboard 3-door	1 item	350	400	450
VZO8525	Narrow box drawer for lowboard 5-door	1 item	350	400	450

Hanging file frame

parallel to the front (maximum 1 per section height)



VZO7010	Hanging file frame for lowboard 2-door	1 item	480
VZO7020	Hanging file frame for lowboards 3-door, 4-door und 5-door	1 item	480

Locking system

installed in front (1 lock per section)

VZOLOCK1	1 lock for lowboard 2-door	per lowboard	130
VZOLOCK2	2 locks for lowboard 3-door	per lowboard	230
VZOLOCK3	2 locks for lowboard 4-door	per lowboard	240
VZOLOCK4	3 locks for lowboard 5-door	per lowboard	350

Wall mounting

Wall mounting possible instead of pedestal/stable masonry required	0
--	---

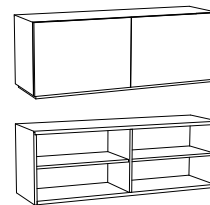
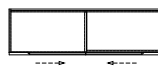
Extra charge Surface	Furniture lacquered in accent colour, per furniture and per colour	125
	Furniture lacquered in RAL/NCS, per furniture and per colour	295
	Furniture lacquered in textured paint 01-04, per furniture and per colour	305
Extra charge cut-out back panel	Cut-out for cable outlet, round, without cover, 8 cm	70

HUE Lowboard with sliding doors

Body	Outside / inside: lacquered in base color or veneer
Front	Lacquered in base color or veneer
(sliding doors)	Body / front two different lacquered base colors or lacquered / veneer mixed possible
Surface veneer	lacquered or undressed wood effect lacquered – oiled or soaped not possible
Handle profiling	Milled in front at the top
Base frame	Blind pedestal, 2.5 cm high, same as body
Shelves	Lacquered or veneer in color and execution of the body
Design	Jehs+Laub

HUE Lowboard with sliding doors LBS 150


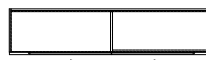
Specification	with 2 sliding doors 1 adjustable shelf per section
---------------	--



Article	W x D x H in cm	Lacquered Basic colour	Veneer Oak	Veneer Black Walnut (without sapwood)
VZO1559	150 x 45 x 55	4490	5065	5690

HUE Lowboard with sliding doors LBS 200

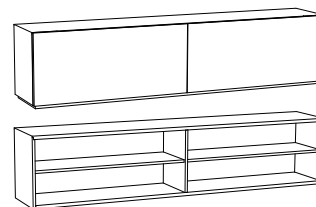
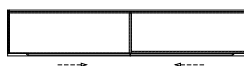
Specification	with 2 sliding doors 1 adjustable shelf per section
---------------	--



VZO1579	200 x 45 x 55	4960	5595	6280
---------	---------------	------	------	------

HUE Lowboard with sliding doors LBS 240

Specification	with 2 sliding doors 1 adjustable shelf per section
---------------	--



VZO1594	240 x 45 x 55	5325	5995	6735
---------	---------------	------	------	------

Extra charge Surface	Furniture lacquered in accent colour, per furniture and per colour	125
	Furniture lacquered in RAL/NCS, per furniture and per colour	295
	Furniture lacquered in textured paint 01–04, per furniture and per colour	305
Extra charge cut-out back panel	Cut-out for cable outlet, round, without cover, 8 cm	70

HUE Options Lowboard with sliding doors

Finished backs

Lacquered or veneer, 16 mm thickness

			Lacquered Basic colour	Veneer Oak	Veneer Black Walnut (without sapwood)
VZOFBPL14	for lowboard with sliding doors 150 cm wide	per lowboard	435	500	555
VZOFBPL15	for lowboard with sliding doors 200 cm wide	per lowboard	600	685	780
VZOFBPL16	for lowboard with sliding doors 240 cm wide	per lowboard	740	840	945

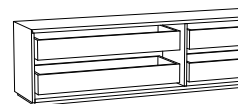
Shelves

Lacquered or veneer

VZO6030	Shelf for lowboard with sliding doors 150 cm wide	1 item	90	115	135
VZO6020	Shelf for lowboard with sliding doors 200 cm wide	1 item	105	130	150
VZO6040	Shelf for lowboard with sliding doors 240 cm wide	1 item	130	145	160

Box drawer

Front lacquered or veneer like body,
rest lacquered in granite color 66 (dark gray)
(maximum 2 per section height)

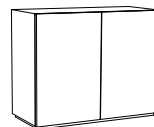


VZO8030	Box drawer for lowboard with sliding doors 150 cm wide	1 item	450	510	575
VZO8020	Box drawer for lowboard with sliding doors 200 cm wide	1 item	480	555	625
VZO8040	Box drawer for lowboard with sliding doors 240 cm wide	1 item	520	595	670

Extra charge Surface	Furniture lacquered in accent colour, per furniture and per colour	125
	Furniture lacquered in RAL/NCS, per furniture and per colour	295
	Furniture lacquered in textured paint 01–04, per furniture and per colour	305
Extra charge cut-out back panel	Cut-out for cable outlet, round, without cover, 8 cm	70

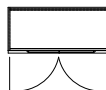
HUE Sideboard

Body	Outside / inside: lacquered in base color or veneer
Front (doors)	Lacquered in base color or veneer
	Body / front two different lacquered base colors or lacquered / veneer mixed possible
Surface veneer	lacquered or undressed wood effect lacquered – oiled or soaped not possible
Handle profiling	Milled in front at the top
Base frame	Blind pedestal, 2.5 cm high, same as body
Shelves	Lacquered or veneer in color and execution of the body
Design	Jehs+Laub

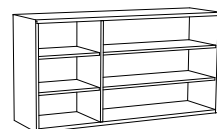
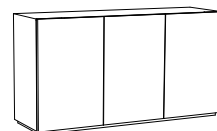


HUE Sideboard SB 2

Specification	with 2 doors 2 adjustable shelves per section
---------------	--

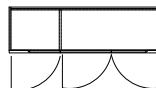


Article	W x D x H in cm	Lacquered Basic colour	Veneer Oak	Veneer Black Walnut (without sapwood)
VZO2039	100 x 45 x 80	1885	2105	2375

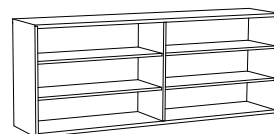
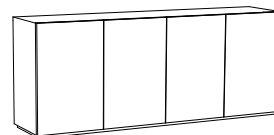


HUE Sideboard SB 3

Specification	with 3 doors 2 adjustable shelves per section
---------------	--

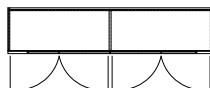


VZO2059	150 x 45 x 80	2445	2730	3075
---------	---------------	------	------	------

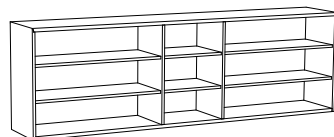
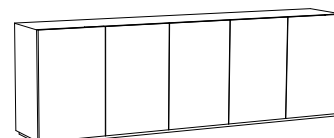


HUE Sideboard SB 4

Specification	with 4 doors 2 adjustable shelves per section
---------------	--



VZO2079	200 x 45 x 80	3055	3405	3835
---------	---------------	------	------	------



HUE Sideboard SB 5

Specification	with 5 doors 2 adjustable shelves per section
---------------	--



VZO2098	250 x 45 x 80	3870	4320	4880
---------	---------------	------	------	------

Extra charge Surface	Furniture lacquered in accent colour, per furniture and per colour	125
	Furniture lacquered in RAL / NCS, per furniture and per colour	295
	Furniture lacquered in textured paint 01 – 04, per furniture and per colour	305
Extra charge cut-out back panel	Cut-out for cable outlet, round, without cover, 8 cm	70

HUE

Options Sideboard

Finished backs

Lacquered or veneer, 16 mm thickness

			Lacquered Basic colour	Veneer Oak	Veneer Black Walnut (without sapwood)
VZOFBPL17	for 2-door sideboard	per sideboard	395	450	505
VZOFBPL18	for 3-door sideboard	per sideboard	565	645	720
VZOFBPL19	for 4-door sideboard	per sideboard	780	895	995
VZOFBPL20	for 5-door sideboard	per sideboard	950	1080	1220

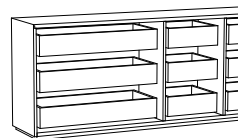
Shelves

Lacquered or veneer

VZO6010	Wide shelf for sideboard 2-door	1 item	105	130	150
VZO6020	Wide shelf for sideboards 3-door, 4-door and 5-door	1 item	105	130	150
VZO6515	Narrow shelf for sideboard 3-door	1 item	75	80	90
VZO6525	Narrow shelf for sideboard 5-door	1 item	75	80	90

Box drawer

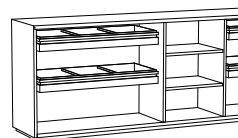
Front lacquered or veneer like body,
rest lacquered in granite color 66 (dark gray)
(maximum 3 per section height)



VZO8010	Wide box drawer for sideboard 2-door	1 item	480	555	625
VZO8020	Wide box drawer for sideboards 3-door, 4-door and 5-door	1 item	480	555	625
VZO8515	Narrow box drawer for sideboard 3-door	1 item	350	400	450
VZO8525	Narrow box drawer for sideboard 5-door	1 item	350	400	450

Hanging file frame

parallel to the front
(maximum 2 per section height)



VZO7010	Hanging file frame for sideboard 2-door	1 item	480
VZO7020	Hanging file frame for sideboards 3-door, 4-door und 5-door	1 item	480

Locking system

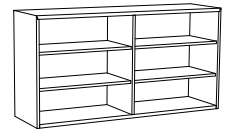
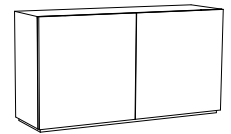
installed in front (1 lock per section)

VZOLOCK1	1 lock for sideboard 2-door	per sideboard	130
VZOLOCK2	2 locks for sideboard 3-door	per sideboard	230
VZOLOCK3	2 locks for sideboard 4-door	per sideboard	240
VZOLOCK4	3 locks for sideboard 5-door	per sideboard	350

Extra charge Surface	Furniture lacquered in accent colour, per furniture and per colour	125
	Furniture lacquered in RAL/NCS, per furniture and per colour	295
	Furniture lacquered in textured paint 01–04, per furniture and per colour	305
	Extra charge cut-out back panel	70
	Cut-out for cable outlet, round, without cover, 8 cm	

HUE Sideboard with sliding doors

Body	Outside / inside: lacquered in base color or veneer
Front	Lacquered in base color or veneer
(sliding doors)	Body / front two different lacquered base colors or lacquered / veneer mixed possible
Surface veneer	lacquered or undressed wood effect lacquered – oiled or soaped not possible
Handle profiling	Milled in front at the top
Base frame	Blind pedestal, 2.5 cm high, same as body
Shelves	Lacquered or veneer in color and execution of the body
Design	Jehs+Laub

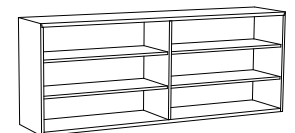
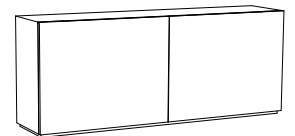


HUE Sideboard with sliding doors SBS 150

Specification	2 sliding doors 2 adjustable shelves per section
---------------	---

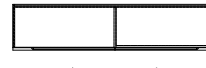


Article	W x D x H in cm	Lacquered Basic colour	Veneer Oak	Veneer Black Walnut (without sapwood)
VZO2559	150 x 45 x 80	4860	5490	6165

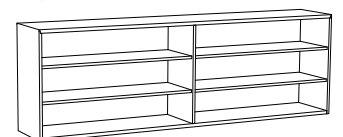
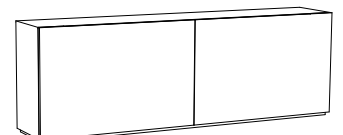


HUE Sideboard with sliding doors SBS 200

Specification	2 sliding doors 2 adjustable shelves per section
---------------	---

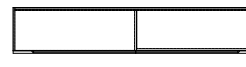


VZO2579	200 x 45 x 80	5440	6145	6900
---------	---------------	------	------	------



HUE Sideboard with sliding doors SBS 240

Specification	2 sliding doors 2 adjustable shelves per section
---------------	---



VZO2594	240 x 45 x 80	5880	6645	7465
---------	---------------	------	------	------

Extra charge Surface	Furniture lacquered in accent colour, per furniture and per colour	125
	Furniture lacquered in RAL/NCS, per furniture and per colour	295
	Furniture lacquered in textured paint 01–04, per furniture and per colour	305
Extra charge cut-out back panel	Cut-out for cable outlet, round, without cover, 8 cm	70

HUE Options Sideboard with sliding doors

Finished backs

Lacquered or veneer, 16 mm thickness

			Lacquered Basic colour	Veneer Oak	Veneer Black Walnut (without sapwood)
VZOFBPL21	for sideboard with sliding doors 150 cm wide	per sideboard	565	645	720
VZOFBPL22	for sideboard with sliding doors 200 cm wide	per sideboard	780	895	995
VZOFBPL23	for sideboard with sliding doors 240 cm wide	per sideboard	950	1080	1220

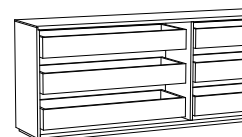
Shelves

Lacquered or veneer

VZO6030	Shelf for sideboard with sliding doors 150 cm wide	1 item	90	115	135
VZO6020	Shelf for sideboard with sliding doors 200 cm wide	1 item	105	130	150
VZO6040	Shelf for sideboard with sliding doors 240 cm wide	1 item	130	145	160

Box drawer

Front lacquered or veneer like body,
rest lacquered in granite color 66 (dark gray)
(maximum 3 per section height)

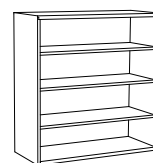
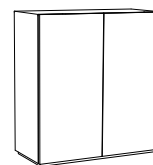


VZO8030	Box drawer for sideboard with sliding doors 150 cm wide	1 item	450	510	575
VZO8020	Box drawer for sideboard with sliding doors 200 cm wide	1 item	480	555	625
VZO8040	Box drawer for sideboard with sliding doors 240 cm wide	1 item	520	595	670

Extra charge Surface	Furniture lacquered in accent colour, per furniture and per colour	125
	Furniture lacquered in RAL/NCS, per furniture and per colour	295
	Furniture lacquered in textured paint 01–04, per furniture and per colour	305
Extra charge cut-out back panel	Cut-out for cable outlet, round, without cover, 8 cm	70

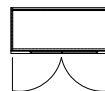
HUE Highboard

Body	Outside / inside: lacquered in base color or veneer
Front (doors)	Lacquered in base color or veneer Body / front two different lacquered base colors or lacquered / veneer mixed possible
Surface veneer	lacquered or undressed wood effect lacquered – oiled or soaped not possible
Handle profiling	Milled in front at the top
Base frame	Blind pedestal, 2.5 cm high, same as body
Shelves	Lacquered or veneer in color and execution of the body
Design	Jehs+Laub


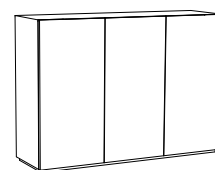


HUE Highboard HB 2

Specification	with 2 doors 3 adjustable shelves per section
---------------	--

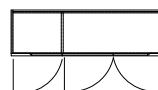


Article	W x D x H in cm	Lacquered Basic colour	Veneer Oak	Veneer Black Walnut (without sapwood)
VZO3039	100 x 45 x 107	2175	2440	2735

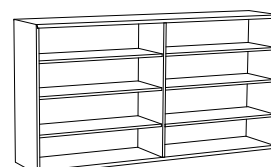
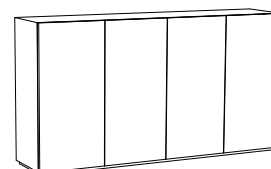


HUE Highboard HB 3

Specification	with 3 doors 3 adjustable shelves per section
---------------	--

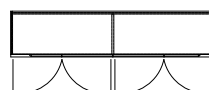


VZO3059	150 x 45 x 107	2750	3085	3475
---------	----------------	------	------	------

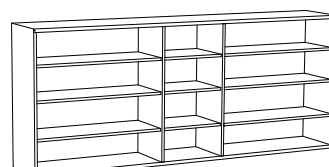
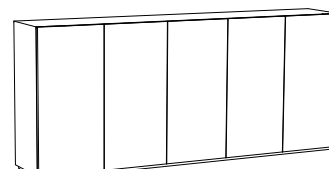


HUE Highboard HB 4

Specification	with 4 doors 3 adjustable shelves per section
---------------	--



VZO3079	200 x 45 x 107	3485	3900	4395
---------	----------------	------	------	------



HUE Highboard HB 5

Specification	with 5 doors 3 adjustable shelves per section
---------------	--



VZO3098	250 x 45 x 107	4320	4860	5475
---------	----------------	------	------	------

Extra charge Surface	Furniture lacquered in accent colour, per furniture and per colour	125
	Furniture lacquered in RAL / NCS, per furniture and per colour	295
	Furniture lacquered in textured paint 01 – 04, per furniture and per colour	305
Extra charge cut-out back panel	Cut-out for cable outlet, round, without cover, 8 cm	70

HUE

Options Highboard

Finished backs

Lacquered or veneer, 16 mm thickness

			Lacquered Basic colour	Veneer Oak	Veneer Black Walnut (without sapwood)
VZOFBPL24	for 2-door highboard	per highboard	475	545	620
VZOFBPL25	for 3-door highboard	per highboard	685	795	885
VZOFBPL26	for 4-door highboard	per highboard	950	1080	1220
VZOFBPL27	for 5-door highboard	per highboard	1170	1335	1500

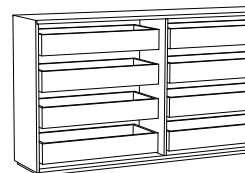
Shelves

Lacquered or veneer

VZO6010	Wide shelf for highboard 2-door	1 item	105	130	150
VZO6020	Wide shelf for highboards 3-door, 4-door and 5-door	1 item	105	130	150
VZO6515	Narrow shelf for highboard 3-door	1 item	75	80	90
VZO6525	Narrow shelf for highboard 5-door	1 item	75	80	90

Box drawer

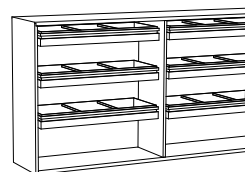
Front lacquered or veneer like body,
rest lacquered in granite color 66 (dark gray)
(maximum 4 per section height)



VZO8010	Wide box drawer for highboard 2-door	1 item	480	555	625
VZO8020	Wide box drawer for highboards 3-door, 4-door and 5-door	1 item	480	555	625
VZO8515	Narrow box drawer for highboard 3-door	1 item	350	400	450
VZO8525	Narrow box drawer for highboard 5-door	1 item	350	400	450

Hanging file frame

parallel to the front
(maximum 3 per section height)



VZO7010	Hanging file frame for highboard 2-door	1 item	480
VZO7020	Hanging file frame for highboards 3-door, 4-door und 5-door	1 item	480

Locking system

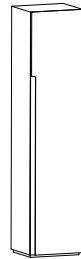
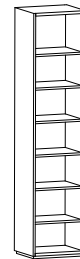
installed in front (1 lock per section)

VZOLOCK1	1 lock for highboard 2-door	per highboard	130
VZOLOCK2	2 locks for highboard 3-door	per highboard	230
VZOLOCK3	2 locks for highboard 4-door	per highboard	240
VZOLOCK4	3 locks for highboard 5-door	per highboard	350

Extra charge Surface	Furniture lacquered in accent colour, per furniture and per colour	125
	Furniture lacquered in RAL/NCS, per furniture and per colour	295
	Furniture lacquered in textured paint 01–04, per furniture and per colour	305
	Extra charge cut-out back panel	70
	Cut-out for cable outlet, round, without cover, 8 cm	

HUE Cabinet and Wardrobe

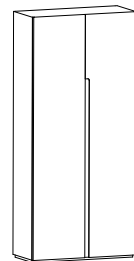
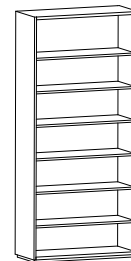
Body	Outside / inside: lacquered in base color or veneer
Front (doors)	Lacquered in base color or veneer
	Body / front two different lacquered base colors or lacquered / veneer mixed possible
Surface veneer	lacquered or undressed wood effect lacquered – oiled or soaped not possible
Handle profiling	Milled vertically in front
Base frame	Blind pedestal, 2.5 cm high, same as body
Shelves	Lacquered or veneer in color and execution of the body
Wall mounting	Good masonry required, as wall mounting as anti-tipper
Design	Jehs+Laub



HUE Cabinet 1–45 / 1–60

Specification	Cabinet with 1 door
	6 adjustable shelves
Hinge	left or right possible

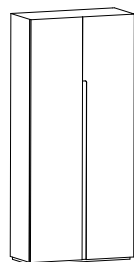
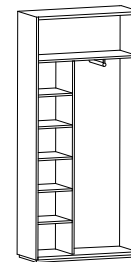
Article	W x D x H in cm	Lacquered Basic colour	Veneer Oak	Veneer Black Walnut (without sapwood)
VZO4119-L	50 x 45 x 220 hinge left	2565	2895	3260
VZO4119-R	50 x 45 x 220 hinge right	2565	2895	3260
VZO4219-L	50 x 60 x 220 hinge left	2780	3150	3525
VZO4219-R	50 x 60 x 220 hinge right	2780	3150	3525



HUE Cabinet 2–45 / 2–60

Specification	Cabinet with 2 doors
	6 adjustable shelves

VZO5139	100 x 45 x 220	3595	4055	4565
VZO5239	100 x 60 x 220	3795	4275	4820



HUE Garderobe 2–45 / 2–60

Specification	Wardrobe with 2 doors and interior
	1 continuous shelf, 1 middle side, 5 small shelves,
	1 pull-out clothes rail

VZO4319	100 x 45 x 220	3625	4080	4595
VZO5339	100 x 60 x 220	3885	4390	4930

Extra charge Surface	Furniture lacquered in accent colour, per furniture and per colour	125
	Furniture lacquered in RAL/NCS, per furniture and per colour	295
	Furniture lacquered in textured paint 01–04, per furniture and per colour	305

HUE

Options Cabinet and Wardrobe

Shelves

Lacquered or veneer

			Lacquered Basic colour	Veneer Oak	Veneer Black Walnut (without sapwood)
VZO6535	Narrow shelf for cabinet 1-door, depth 45 cm	1 item	75	80	90
VZO6545	Narrow shelf for cabinet 1-door, depth 60 cm	1 item	80	85	95
VZO6010	Wide shelf for cabinet 2-door, depth 45 cm	1 item	105	130	150
VZO6050	Wide shelf for cabinet 2-door, depth 60 cm	1 item	115	135	155

Locking system

VZOLOCK5	1 lock for cabinet 1-door		per cabinet	325
VZOLOCK6	1 lock for cabinet 2-door and wardrobe 2-door		per cabinet	325

Extra charge Surface	Furniture lacquered in accent colour, per furniture and per colour	125
	Furniture lacquered in RAL/NCS, per furniture and per colour	295
	Furniture lacquered in textured paint 01–04, per furniture and per colour	305

HUE Desk body

Body	Outside / inside: lacquered in base color or veneer
Front	Lacquered in base color or veneer
(drawers)	Body / front two different lacquered base colors or lacquered / veneer mixed possible
Surface veneer	lacquered or undressed wood effect lacquered – oiled or soaped not possible
Handle profiling	Milled in front on both sides
Base frame	Blind pedestal, 2.5 cm high, same as body
Design	Jehs+Laub

HUE Desk body / K666

Specification	3 drawers
	Lock / central locking



Article	W x D x H in cm	Lacquered Basic colour	Veneer Oak	Veneer Black Walnut (without sapwood)
VZO1029	44.2 x 60.8 x 60	2355	2645	2950

Extra charge Surface	Furniture lacquered in accent colour, per furniture and per colour	125
	Furniture lacquered in RAL / NCS, per furniture and per colour	295
	Furniture lacquered in textured paint 01 – 04, per furniture and per colour	305

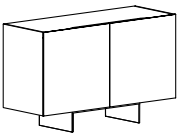
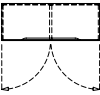
Sideboard	108
Highboard	109
Midboard	110
Midboardplus	111
Options	112

LIN Sideboard

Body	Front and sides in aluminium, lacquered in basic colour or natural, black, bronze anodised
Top	Inner side: MDF lacquered (colour as body)
Front	Lacquered in basic colour, solid wood or natural stone, with profiled grips, if fronts are anodised, slate black
Doors	
Base	Bridge panel lacquered as body
Height	72 cm (Body 60 cm + Base 12 cm)

LIN Sideboard SB2

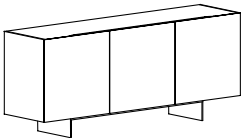
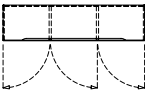
Arrangement	2 doors, aluminium lacquered or anodised
	1 adjustable shelf per section
	1 box file height



Article	W x D x H in cm	Entire body in basic colour + covering top in:						
		Paint finish as body	Natural stone (standard range)	Beech Heartwood ash	Sycamore Elm Maple Ash	Cherry Oak	Pear (over 180 cm longitudinally jointed) Black Walnut with sapwood	Walnut (over 240 cm longitudinally jointed) Black Walnut without sapwood Smoked oak
LINSB2	120 x 46 x 72	4815	5535	5165	5200	5225	5290	5405
LINSRWSB2	Visible back	1100						

LIN Sideboard SB3

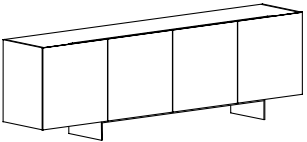
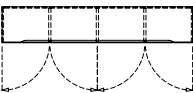
Arrangement	3 doors, aluminium lacquered or anodised
	1 adjustable shelf per section
	1 box file height



LINSB3	180 x 46 x 72	5870	6940	6395	6445	6475	6585	6745
LINSRWSB3	Visible back	1645						

LIN Sideboard SB4

Arrangement	4 doors, aluminium lacquered or anodised
	1 adjustable shelf per section
	1 box file height



LINSB4	240 x 46 x 72	6920	8345	7625	7700	7730	7885	8090
LINSRWSB4	Visible back	2195						

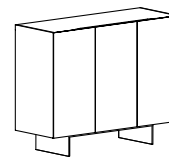
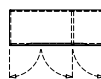
Extra charge Surface	entire body in basic or accent colour or colour according to RAL/NCS, per furniture item and colour	280
	additional basic or accent colour or colour according to RAL/NCS, per furniture item and colour	205
Extra charge Top panel	covering top stained according to sample, per table and colour	280
	furniture without top (supplied by 3rd party on site)	0

LIN Highboard

Body	Front and sides in aluminium, lacquered in basic colour or natural, black, bronze anodised
Top	Inner side: MDF lacquered (Colour as body)
Front	Lacquered in basic colour, solid wood or natural stone, with profiled grips, if fronts are anodised, slate black
Doors	
Base	Bridge panel lacquered as body
Height	92 cm (Body 80 cm + Base 12 cm)

LIN Highboard HB3

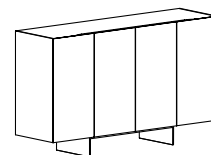
Arrangement	3 doors, aluminium lacquered or anodised
	2 adjustable shelves per section
	2 box file height



Article	W x D x H in cm	Entire body in basic colour + covering topl in:						
		Paint finish as body	Natural stone (standard range)	Beech Heartwood ash	Sycamore Elm Maple Ash	Cherry Oak	Pear (over 180 cm longitudinally jointed) Black Walnut with sapwood	Walnut (over 240 cm longitudinally jointed) Black Walnut without sapwood Smoked oak
LINHB3	120 x 46 x 92	6315	7025	6660	6705	6720	6790	6895
LINSRWHB3	Visible back	1645						

LIN Highboard HB4

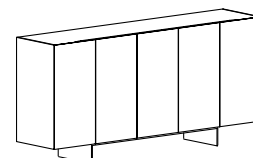
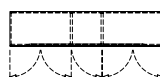
Arrangement	4 doors, aluminium lacquered or anodised
	2 adjustable shelves per section
	2 box file height



LINHB4	160 x 46 x 92	7435	8380	7895	7960	7975	8070	8215
LINSRWHB4	Visible back	2195						

LIN Highboard HB5

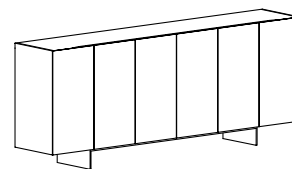
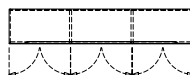
Arrangement	5 doors, aluminium lacquered or anodised
	2 adjustable shelves per section
	2 box file height



LINHB5	200 x 46 x 92	8565	9630	9135	9200	9240	9355	9525
LINSRWHB5	Visible back	2750						

LIN Highboard HB6

Arrangement	6 doors, aluminium lacquered or anodised
	2 adjustable shelves per section
	2 box file height



LINHB6	240 x 46 x 92	9675	11105	10380	10455	10495	10645	10850
LINSRWHB6	Visible back	3300						

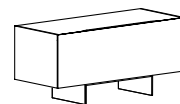
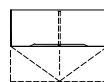
Extra charge Surface	entire body in basic or accent colour or colour according to RAL/NCS, per furniture item and colour	280
	additional basic or accent colour or colour according to RAL/NCS, per furniture item and colour	205
Extra charge Top panel	covering top stained according to sample, per table and colour	280
	furniture without top (supplied by 3rd party on site)	0

LIN Midboard

Body	Front and sides in aluminium, lacquered in basic colour or natural, black, bronze anodised Inner side: MDF lacquered (colour as body)
Top	Lacquered in basic colour, solid wood or natural stone, with profiled grips, if fronts are anodised, slate black with flap (upcharge drawer see on the bottom of the page)
Front	Bridge panel lacquered as body
Base	52 cm (Body 40 cm + Base 12 cm)

LIN Midboard MB11

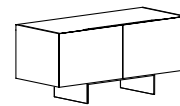
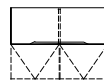
Arrangement 1 section with 1 flap à 120 cm, aluminium lacquered or anodised | 1 box file height



Article	W x D x H in cm	Entire body in basic colour + covering top in:						
		Paint finish as body	Natural stone (standard range)	Beech Heartwood ash	Sycamore Elm Maple Ash	Cherry Oak	Pear (over 180 cm longitudinally jointed) Black Walnut with sapwood	Walnut (over 240 cm longitudinally jointed) Black Walnut without sapwood Smoked oak
LINMB11	120 x 46 x 52	4295	5010	4635	4685	4700	4770	4880
LINSRWMB11	Visible back	615						

LIN Midboard MB12

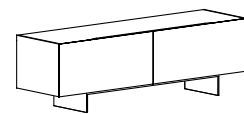
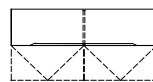
Arrangement 2 sections with 2 flaps à 60 cm, aluminium lacquered or anodised | 1 box file height



LINMB12	120 x 46 x 52	4855	5560	5195	5240	5255	5325	5435
LINSRWMB12	Visible back	615						

LIN Midboard MB22

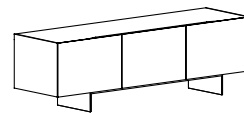
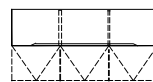
Arrangement 2 sections with 2 flaps à 90 cm, aluminium lacquered or anodised | 1 box file height



LINMB22	180 x 46 x 52	5250	6315	5770	5820	5850	5960	6115
LINSRWMB22	Visible back	920						

LIN Midboard MB23

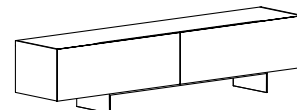
Arrangement 3 sections with 3 flaps à 60 cm, aluminium lacquered or anodised | 1 box file height



LINMB23	180 x 46 x 52	5920	6980	6440	6510	6525	6635	6790
LINSRWMB23	Visible back	920						

LIN Midboard MB32

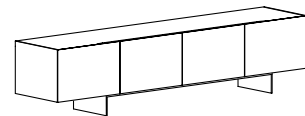
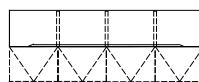
Arrangement 2 sections with 2 flaps à 120 cm, aluminium lacquered or anodised | 1 box file height



LINMB32	240 x 46 x 52	6130	7555	6830	6900	6945	7100	7300
LINSRWMB32	Visible back	1230						

LIN Midboard MB34

Arrangement 4 sections with 4 flaps à 60 cm, aluminium lacquered or anodised | 1 box file height

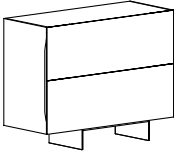


LINMB34	240 x 46 x 52	7180	8605	7880	7960	7990	8140	8355
LINSRWMB34	Visible back	1230						

Extra charge Surface	entire body in basic or accent colour or colour according to RAL/NCS, per furniture item and colour	280
	additional basic or accent colour or colour according to RAL/NCS, per furniture item and colour	205
	covering top stained according to sample, per table and colour	280
Extra charge Top panel	furniture without top (supplied by 3rd party on site)	0
Extra charge Drawer	Drawer/s instead of flap/s, price per compartment 60 cm / 90 cm / 120 cm	230/320/395

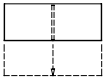
LIN Midboardplus

- Body Front and sides in aluminium, lacquered in basic colour or natural, black, bronze anodised with grip recess at the side
- Top Inner side: MDF lacquered (colour as body)
Lacquered in basic colour, solid wood or natural stone, if fronts are anodised, slate black
- Front with flap (upcharge drawer see on the bottom of the page)
- Base Bridge panel lacquered as body
- Height 92 cm (Body 80 cm + Base 12 cm)



LIN Midboardplus MB111

- Arrangement 2 sections with 2 flaps à 120 cm, aluminium lacquered or anodised | 2 box file height



Article	W x D x H in cm	Gesamter Korpus Farblack (Basisfarbe) + Abdeckplatte in:						
		Paint finish as body	Natural stone (standard range)	Beech Heartwood ash	Sycamore Elm Maple Ash	Cherry Oak	Pear (over 180 cm longitudinally jointed) Black Walnut with sapwood	Walnut (over 240 cm longitudinally jointed) Black Walnut without sapwood Smoked oak
LINMB111	120 x 46 x 92	5860	6580	6205	6250	6270	6345	6440
LINSRWMB111	Visible back	880						

Extra charge Surface	entire body in basic or accent colour or colour according to RAL/NCS, per furniture item and colour	280
	additional basic or accent colour or colour according to RAL/NCS, per furniture item and colour	205
	covering top stained according to sample, per table and colour	280
Extra charge Top panel	furniture without top (supplied by 3rd party on site)	0
Extra charge Drawer	Extra charge for drawer/s instead of flap/s, price for section width 60 cm/90 cm/120 cm	230/320/395
NOTE: Drawers only possible at the bottom		



Painted shelf

(price added or deducted)

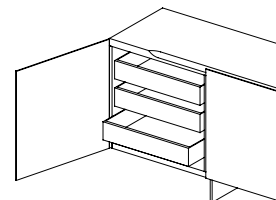
LINFA	Side- or Highboard section width 60 cm	1 item	85
	Side- or Highboard section width 90 cm	1 item	100
	Side- or Highboard section width 120 cm	1 item	120

Inner drawers

The inner drawers can be mounted individually in pre-drilled holes.

1 item.

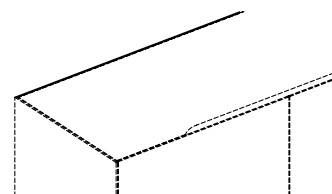
Version: Sides in aluminium as the front, other parts lacquered in body colour



LINIS1SB	Sideboard	up to 3 inner drawers possible per unit, dep. on height	1 item	585
LINIS4OHB	Highboard section width 40 cm	up to 5 inner drawers possible per unit, dep. on height	1 item	535
LINIS8OHB	Highboard section width 80 cm	up to 5 inner drawers possible per unit, dep. on height	1 item	645
LINIS60MB	Midboard/Midboardplus section width 60 cm	1 inner drawers possible per unit	1 item	585
LINIS90MB	Midboard/Midboardplus section width 90 cm	1 inner drawers possible per unit	1 item	675
LINIS120MB	Midboard/Midboardplus section width 120 cm	1 inner drawers possible per unit	1 item	730

Decor strip

For a rounded framing of the top decor strip in aluminium 5 mm the same as the front and outer body

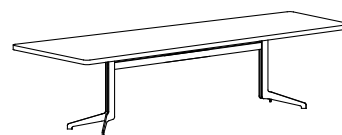


LINDS	Decor strip in aluminium 5 mm	per section	175
-------	-------------------------------	-------------	-----

Meeting Rectangular / wedge-shaped	114
Head table	114
Move (extra charge adjustable height)	114
Meeting configuration examples	115
«Mobile» Rectangular table / wedge-shaped	116
Round table	116
Flow	117
Drawer	117
Accessories	118

LYNX «Meeting» Rectangular table/wedge-shaped right/left

Top	Solid wood, selection, 28 mm thickness
Edge	K15, K25, K64
Cornerdetail	Radius 1 cm
Surface	lacquered, oiled or soaped
Base	2 Metal legs with a visible mounting connector, powder-coated
Colours	IGP Style 28, IGP Classic 38, IGP Trend 8
Slider	Hard rubber glides
Design	Dante Bonuccelli



right



left



Selection, 28 mm thickness

Article	L x W1/W2 x H in cm	Table area m ²	Beech Heartwood ash	Sycamore Elm / Maple Ash	Cherry Oak	Pear (over 180 cm longitudinally jointed) Black Walnut (with sapwood)	Walnut (over 240 cm longitudinally jointed) Black Walnut (without sapwood) Smoked oak
LYME180	180 x 90/80 x 74	1.62	3915	4185	4510	4870	5615
LYME200	200 x 95/80 x 74	1.90	4315	4650	5045	5535	6415
LYME220	220 x 95/80 x 74	2.09	4640	5010	5460	6015	7015
LYME240	240 x 100/85 x 74	2.40	4940	5540	6070	6750	7910
LYME260	260 x 100/85 x 74	2.60	5485	5970	6530	7375	8710
LYME280	280 x 105/85 x 74	2.94	6375	6930	7585	8575	10085
LYME300	300 x 105/85 x 74	3.15	7135	7570	8270	9485	11185
Surface difference per m ² for non-standard sizes			1140	1285	1535	1645	2000

Glider-disc	adjustable +/- 6 mm color like the base with Teflon or felt inlay	0
Table connectors	2 table connectors at each end / total 4 per table	0
Vertical cable duct	in steel plate as the base for hanging in / per foot	55
Power connection	GST18 Power connection cable incl. cable duct horizontal / price per table	240
Bar lengths	special length deviating from the standard	225

LYNX Head table

Top	Solid wood, selection, 28 mm thickness
Edge	K15, K25, K64
Cornerdetail	Radius 1 cm
Surface	lacquered, oiled or soaped
Base	1 Central base element incl. vertical cable duct in steel powder-coated
Colours	IGP Style 28, IGP Classic 38, IGP Trend 8
Slider	Hard rubber glides
Design	Dante Bonuccelli



Selection, 28 mm thickness

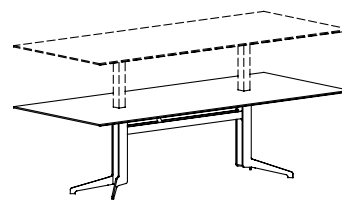
Article	L x W1/W2 x H in cm	Table area m ²	Beech Heartwood ash	Sycamore Elm / Maple Ash	Cherry Oak	Pear (over 180 cm longitudinally jointed) Black Walnut (with sapwood)	Walnut (over 240 cm longitudinally jointed) Black Walnut (without sapwood) Smoked oak
LYKO180	180 x 81 x 74	1.46	3165	3385	3640	3930	4525
Surface difference per m ² for non-standard			1140	1285	1535	1645	2000

LYNX Move (Extra charge)

Electrical height adjustment 72 – 122 cm

Switch either left or right
Incl. horizontal and vertical cable channel

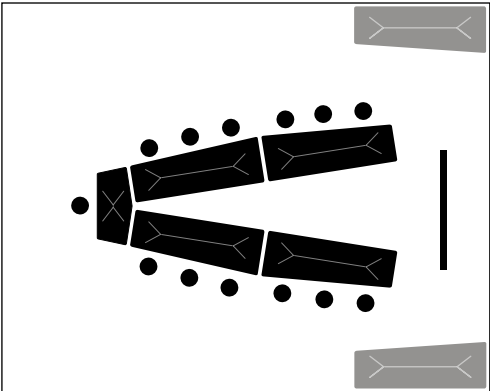
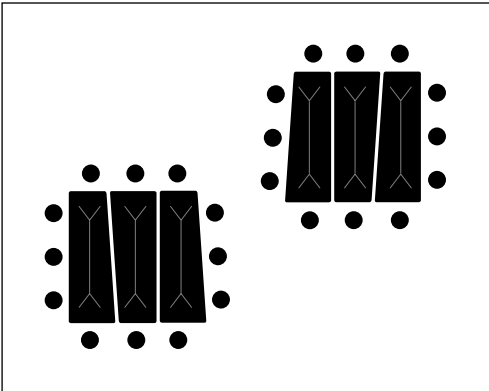
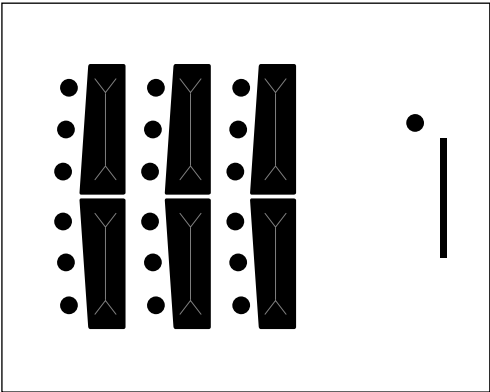
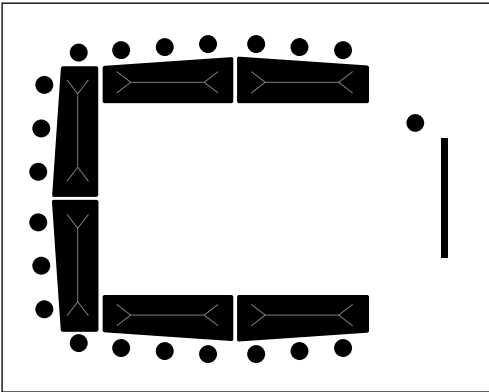
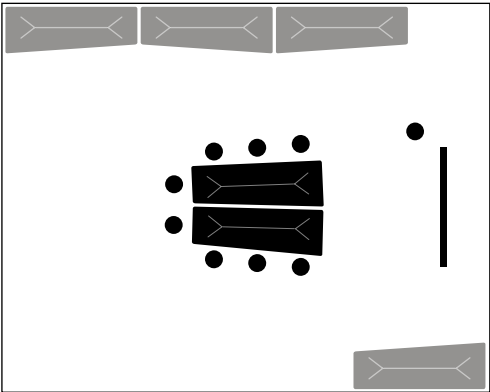
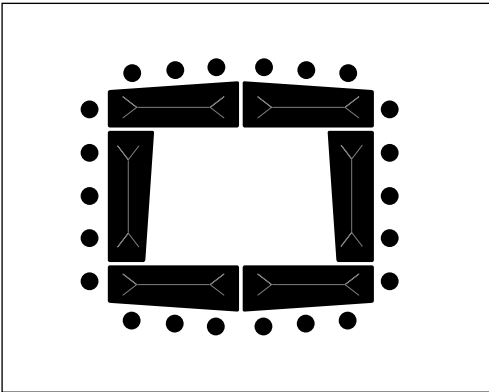
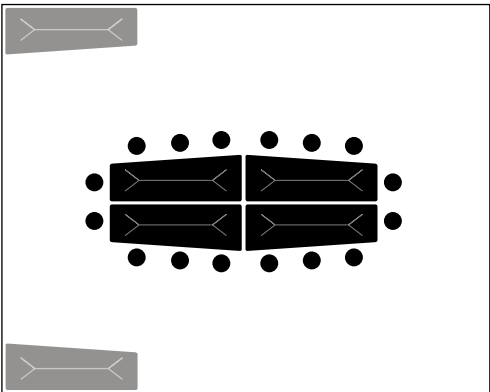
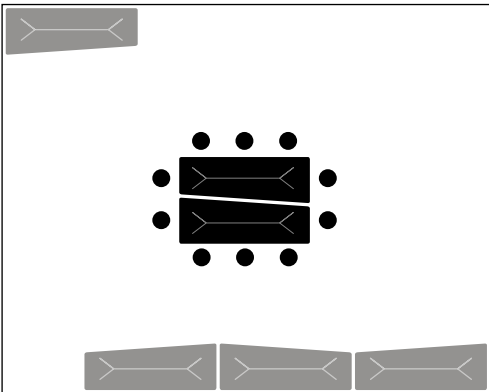
Extra charge on standard LYNX rectangular/wedge-shaped tables
Max. table top size 300 x 110 cm



LYNXMV	Adjustable height	1885
--------	-------------------	------

Extra charge Surface	Table stained according to sample, per table and colour	280
Extra charge Base	Base steel powder-coated in not standard colour, per base and per colour	on demand
Bar lengths Move	special length deviating from the standard	665

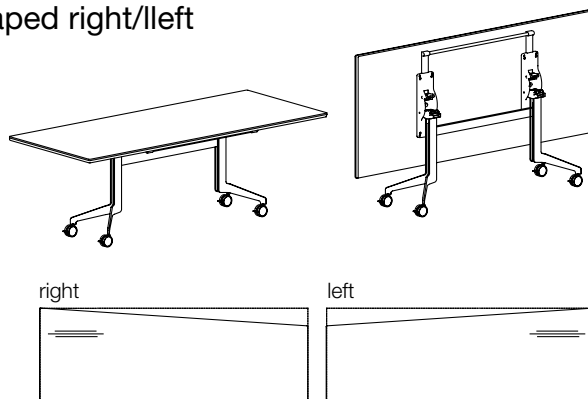
LYNX Meeting
Configuration examples



LYNX

«Mobile» Rectangular table/wedge-shaped right/left

Top	Solid wood, selection, 28 mm thickness
Edge	K15, K25, K64
Corner/detail	Radius 1 cm
Surface	lacquered, oiled or soaped
Base	2 Metal legs with a visible mounting connector, powder-coated, Folding fitting with a release bar in black IGP Style 28, IGP Classic 38, IGP Trend 8
Colours	
Castors	Ø 8 cm swivel castors with brakes in Black / Gray
Design	Dante Bonuccelli




Article	L x W x H in cm	Table area m ²	Beech Heartwood ash	Sycamore Elm / Maple Ash	Cherry Oak	Pear Black Walnut	Walnut Black Walnut Smoked oak
LYMO160	160 x 80/75 x 74	1.28	3960	4210	4480	4815	5470
LYMO180	180 x 80/75 x 74	1.44	4150	4430	4740	5095	5815
LYMO200	200 x 80/75 x 74	1.60	4550	4880	5260	5740	6590
LYMO220	220 x 90/85 x 74	1.98	4865	5230	5665	6205	7180
LYMO240	240 x 90/85 x 74	2.16	5150	5745	6260	6915	8050
LYMO260	260 x 90/85 x 74	2.34	5690	6155	6710	7535	8820
LYMO280	280 x 90/85 x 74	2.52	6555	7095	7730	8695	10165
Surface difference per m ² for non-standard sizes			1140	1285	1535	1645	2000

Extra charge Surface	Table stained according to sample, per table and colour	280
Extra charge Base	Base steel powder-coated in not standard colour, per base and per colour	on demand
Table connectors	2 table connectors at each end / Total 4 per table	0
Vertical cable duct	in steel plate as the base for hanging in / per foot	55
Power connection	GST18 Power connection cable incl. cable duct horizontal / price per table	240
Bar lengths	special length deviating standard	225

LYNX

Roundtable

Top	Solid wood, selection, 28 mm thickness
Edge	K15, K25, K64
Surface	lacquered, oiled or soaped
Base	1 central base element incl. vertical cable guide in steel powder coated
Colours	IGP Style 28, IGP Classic 38, IGP Trend 8
Slider	Hard rubber glides
Design	Dante Bonuccelli



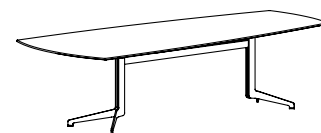
Article	L x W x H in cm	Table area m ²	Beech Heartwood ash	Sycamore Elm / Maple Ash	Cherry Oak	Pear Black Walnut	Walnut Black Walnut Smoked oak
LYRD110	110 x 110 x 74	1.12	2830	3045	3285	3500	4040
LYRD120	120 x 120 x 74	1.44	3135	3390	3680	3930	4580
LYRD130	130 x 130 x 74	1.69	3465	3765	4105	4400	5160
LYRD140	140 x 140 x 74	1.96	4185	4535	4935	5280	6155
LYRD150	150 x 150 x 74	2.25	4580	4980	5440	5855	6880
Surface difference per m ² for non-standard sizes			1140	1285	1535	1645	2000

Extra charge Surface	Table stained according to sample, per table and colour	320
Extra charge Base	Base steel powder-coated in not standard colour, per base and per colour	on demand
Glider-disc	adjustable +/- 6 mm color like the base with Teflon or felt inlay	0

LYNX

Flow

Top	Solid wood, selection, 28 mm thickness
Edge	K15, K25, K64
Corner/detail	Radius 1 cm
Surface	lacquered, oiled or soaped
Base	2 Metal legs with a visible mounting connector, powder-coated
Colours	IGP Style 28, IGP Classic 38, IGP Trend 8
Slider	Hard rubber glides
Design	Dante Bonuccelli



Selection, 28 mm thickness

Article	L x W1/W2 x H in cm	Table area m ²	Beech Heartwood ash	Sycamore Elm / Maple Ash	Cherry Oak	Pear (over 180 cm longitudinally jointed) Black Walnut (with sapwood)	Walnut (over 240 cm longitudinally jointed) Black Walnut (without sapwood) Smoked oak
LYFL220	220 x 110/ 80 x 74	2.42	5055	5480	6020	6625	7835
LYFL240	240 x 110/ 80 x 74	2.64	5320	5880	6470	7240	8595
LYFL260	260 x 120/ 80 x 74	3.12	6065	6655	7325	8330	9925
LYFL280	280 x 120/ 80 x 74	3.36	6495	7140	7875	9040	10795
LYFL300	300 x 120/ 80 x 74	3.60	7695	8215	9035	10300	12180
Surface difference per m ² for non-standard sizes			1140	1285	1535	1645	2000

LYNX

Drawer

Dimensions	W 430 x D 590 x H 120 mm
Front	solid wood
Body	solid wood, bottom in metal, black lacquered
Inner drawer	solid wood, leather bottom, plug socket, 1x power, 2x USB Charger
Surface	lacquered, oiled or soaped
External plug socket	sidewise incorporated, 1x power, 1x double RJ45, 2x USB Charger

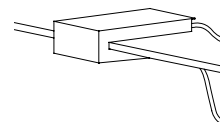
Drawer	Electrification inside and outside	3345
Drawer	only with external plug socket	2660
Drawer	without plug socket	1795

Types of solid wood All types of wood same price

Extra charge Surface	Table stained according to sample, per table and colour	280
Extra charge Base	Base steel powder-coated in not standard colour, per base and per colour	on demand
Glider-disc	adjustable +/- 6 mm color like the base with Teflon or felt inlay	0
Table connectors	2 table connectors at each end / total 4 per table	0
Vertical cable duct	in steel plate as the base for hanging in / per foot	55
Power connection	GST18 Power connection cable incl. cable duct horizontal / price per table	240
Bar lengths	special length deviating from the standard	225

Cable shoe

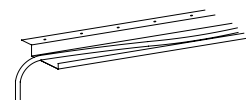
Is attached to the table edge and holds and also conceals cables.



NXKS	20 x 10 x 10	lacquered in basic colors		580
------	--------------	---------------------------	--	-----

Cable Channel Set (horizontal)

Attached directly under the table top to carry cables, made from perforated black sheet, and is the same length as the table top, 1 set consists of 3 sections à 50 cm



KK6	X x 6 x 3	perforated black sheet metal	1 Set	200
-----	-----------	------------------------------	-------	-----

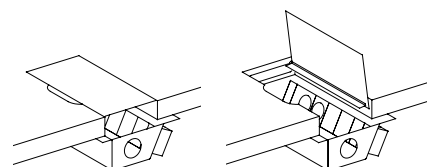
Black leather desk blotter

There are two versions of the leather writing surface.

LPRE	70 x 45	Rectangular/oval	1 item	480
------	---------	------------------	--------	-----

Power outlet box with hinged lid (one side useable)

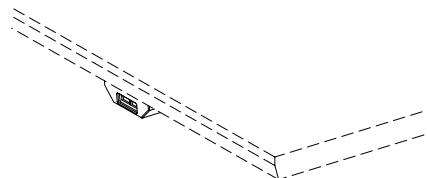
Recommended for all conference tables for multiple media plug-ins.
Cut out with hinged lid in different versions.
Recessed power bar holder in black finish with 4 plug-ins.
Cut out size in table top approx. 25 x 12 cm.
Standard configuration: 2 x power, 2 x blank
Connecting cable not included



STWA1	Lid in aluminium brushed with natural anodised finish	1 item	955
STWAB1	Lid in aluminium brushed with bronze or black anodised finish	1 item	1115
STWRG1	Lid in oiled untreated steel or chromium-plated	1 item	1160
STWML1	Lid in solid wood or leather black	1 item	1185
STL	1 bar configured as requested		on demand
	Lid only, WITHOUT box and sockets, reduced price		-175

USB Charger Module

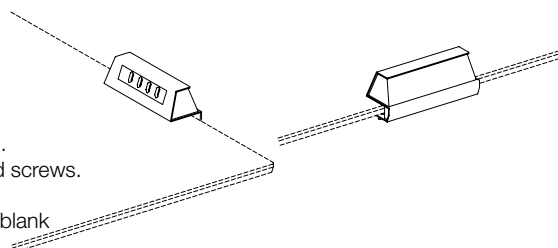
is recessed under the table top, fix position
Housing in aluminum black anodized
USB-double charging unit 5V/2,4A
Incl. 3 m Power connection cord



USBCMO	W 8 x H 2.5 x D 5		1 item	320
--------	-------------------	--	--------	-----

CablePort

Only for edge profile K25 and K64. In steel black powder coated.
Slides over the edge of the table and is secured with two knurled screws.
Incl. Power bar with 4 plug-ins.
Standard configuration: 2 x Power, 1 x USB double Charger 1 x blank
Incl. 3 m Power cord, exclusive data cords

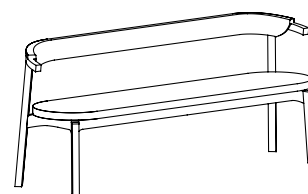


CP	W 8 x H 2.5 x D 5		1 item	845
----	-------------------	--	--------	-----

Bench	120
Lounge	121

WEDA Bench | with backrest

Frame	Solid wood
Surface	lacquered, oiled or soaped
Upholstery	Seat and back: fixed upholstery
	Cover in leather: Linea or Ascot
	Cover in fabric: Revive1 or Hero
Seat height	45 cm
Design	Daniel Wehrli



Article	L x W x H in cm	Upholstery	Amount of fabric (rm) <small>Fabric width 1.40 m</small>	Amount of leather (m²)	Heartwood ash, black stained	Ash	Oak	Black Walnut <small>without sapwood</small>
WER140	140 x 49 x 76	Fabric Revive1	1.75 rm		2970	2895	2930	3145
		Fabric Hero	1.75 rm		3120	3050	3085	3300
		Leather Linea		4.9 m²	3445	3385	3420	3630
		Leather Ascot		4.9 m²	3820	3745	3790	3995
WER160	160 x 49 x 76	Fabric Revive1	1.95 rm		3120	3050	3090	3320
		Fabric Hero	1.95 rm		3300	3225	3270	3485
		Leather Linea		5.2 m²	3600	3540	3580	3800
		Leather Ascot		5.2 m²	3995	3920	3965	4190
WER180	180 x 49 x 76	Fabric Revive1	2.15 rm		3275	3195	3245	3500
		Fabric Hero	2.15 rm		3470	3395	3440	3685
		Leather Linea		5.5 m²	3755	3680	3740	3985
		Leather Ascot		5.5 m²	4170	4090	4145	4385
WER200	200 x 49 x 76	Fabric Revive1	2.35 rm		3430	3350	3405	3670
		Fabric Hero	2.35 rm		3680	3600	3665	3920
		Leather Linea		5.8 m²	3935	3870	3915	4175
		Leather Ascot		5.8 m²	4370	4290	4340	4605
WER220	220 x 49 x 76	Fabric Revive1	2.55 rm		3630	3550	3600	3885
		Fabric Hero	2.55 rm		3835	3765	3820	4100
		Leather Linea		6.1 m²	4135	4055	4110	4390
		Leather Ascot		6.1 m²	4550	4485	4540	4820
WER240	240 x 49 x 76	Fabric Revive1	2.75 rm		3830	3755	3820	4120
		Fabric Hero	2.75 rm		4040	3965	4030	4330
		Leather Linea		6.4 m²	4315	4240	4300	4605
		Leather Ascot		6.4 m²	4770	4690	4745	5045

Total width of bench = seat width + 6 cm

Example: WER140 = 140 cm + 6 cm = 146 cm total width

Additional charges for special lengths:

Please note: Special lengths of between 140 and 240 cm are only possible in 10 cm increments. They will be charged on the basis of the next smallest size.
Special lengths of less than 140 cm and more than 240 cm.

365
Price on demand

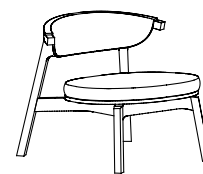
Material delivered

Optional upholstery:
Cover material provided (must be checked in advance to ensure that it can be used).
The amount of leather needed depends on the quality and thus the yield.
Please contact us for advice.

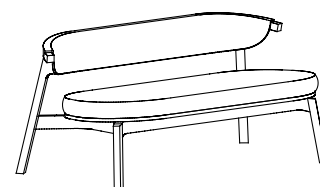
Price on demand

WEDA Lounge

Frame	Solid wood
Surface	lacquered, oiled or soaped
Upholstery	Seat an back: fixed upholstery Cover in Leather: Linea oder Ascot Cover in fabric: Revive1 oder Hero
Seat hight	40 cm
Design	Daniel Wehrli



Article	L x W x H in cm	Upholstery	Amount of fabric (rm) <small>Fabric width 1,40 m</small>	Amount of leather (m ²)	Heartwood ash, black stained	Ash	Oak	Black Walnut without sapwood
WEL1	70 x 74 x 68	Fabric Revive1	1.66 rm		2525	2500	2565	2950
		Fabric Hero	1.66 rm		2645	2620	2685	3075
		Leather Linea		4.5 m ²	2905	2875	2935	3315
		Leather Ascot		4.5 m ²	3005	2985	3035	3425



Article	L x W x H in cm	Upholstery	Amount of fabric (rm) <small>Fabric width 1,40 m</small>	Amount of leather (m ²)	Heartwood ash, black stained	Ash	Oak	Black Walnut without sapwood
WEL2	140 x 74 x 68	Stoff Revive1	2.10 Lfm.		3160	3135	3190	3630
		Stoff Hero	2.10 Lfm.		3330	3310	3380	3800
		Leder Linea		9.0 m ²	4065	4040	4100	4530
		Leder Ascot		9.0 m ²	4370	4340	4405	4825

Additional charges
for special lengths
Material delivered

Optional upholstery:
Cover material provided (must be checked in advance to ensure that it can be used).
The amount of leather needed depends on the quality and thus the yield.
Please contact us for advice.

Price on demand

Price on demand

Zoom

byMobimex

Zoom by Mobimex
Mobimex AG
Birren 17
5703 Seon / Switzerland

web	www.zoombymobimex.com
mail	info@mobimex.ch
fon	+41 62 769 70 00